

**RCI484AC4****Weidmüller Interface GmbH & Co. KG**

Klingenbergstraße 26

D-32758 Detmold

Germany

www.weidmueller.com

**Product image**

Individual relays within the RIDERSERIES RCI

- 2 CO contacts
- DC coils
- With integrated status LED, free-wheeling diode and test button

**General ordering data**

Version	RIDERSERIES RCI, Relay, Number of contacts: 2, CO contact AgNi, Rated control voltage: 24 V DC, Continuous current: 8 A, Plug-in connection, Test button available: Yes
Order No.	<a href="#">8870320000</a>
Type	RCI484AC4
GTIN (EAN)	4032248613700
Qty.	10 pc(s).

Creation date February 26, 2022 10:28:54 AM CET

Catalogue status 11.02.2022 / We reserve the right to make technical changes.

## RCI484AC4

Weidmüller Interface GmbH &amp; Co. KG

Klingenbergstraße 26

D-32758 Detmold

Germany

www.weidmueller.com

## Technical data

## Dimensions and weights

Depth	26.7 mm	Depth (inches)	1.051 inch
Height	29 mm	Height (inches)	1.142 inch
Width	13 mm	Width (inches)	0.512 inch
Net weight	17 g		

## Temperatures

Storage temperature	-40 °C...85 °C	Operating temperature	-40 °C...70 °C
Humidity	40 °C / 93 % rel. humidity, no condensation		

## Probability of failure

B10	80.000 AC15: 250Vac/2.5A
-----	-----------------------------

## Rated data UL

Certificate No. (cURus)	E224238
-------------------------	---------

## Control side

Rated control voltage	24 V DC	Rated current DC	17.5 mA
Power rating	419 mW	Pull-in/drop-out voltage, typ.	16.8 V / 2.4 V DC
Coil resistance	1440 Ω ± 10 %	Status indicator	Green LED
Protective circuit	Free-wheeling diode		

## Load side

Rated switching voltage	250 V AC	Continuous current	8 A
Max. switching frequency at rated load	0.1 Hz	Min. switching power	1 mA @ 24 V, 10 mA @ 12 V, 100 mA @ 5 V
Inrush current	15 A / 4 s	AC switching capacity (resistive), max.	2000 VA
DC switching capacity (resistive), max.	192 W @ 24 V	Switch-on delay	≤ 10 ms
Switch-off delay	≤ 6 ms	Contact type	2 CO contact (AgNi)
Mechanical service life	AC coil 5 x 10 <sup>6</sup> switching cycles, DC coil 10 x 10 <sup>6</sup> switching cycles		

## General data

Test button available	Yes	Mechanical switch position indicator	Yes
Colour	Transparent	UL 94 flammability rating	V-2

## Insulation coordination

Rated voltage	250 V	Pollution severity	2
Surge voltage category	III	Insulating material group	IIIa
Clearance and creepage distances for control side - load side	≥ 8 mm	Dielectric strength for control side - load side	5 kV <sub>eff</sub> / 1 min
Dielectric strength of neighbouring contacts	2.5 kV <sub>eff</sub> / 1 Min.	Dielectric strength of open contact	1 kV <sub>eff</sub> / 1 min
Impulse withstand voltage	5 kV (1.2/50 μs)		

Creation date February 26, 2022 10:28:54 AM CET

Catalogue status 11.02.2022 / We reserve the right to make technical changes.

## RCI484AC4

Weidmüller Interface GmbH &amp; Co. KG

Klingenbergstraße 26

D-32758 Detmold

Germany

www.weidmueller.com

## Technical data

## Further details of approvals / standards

Standards	IEC 61810-1, UL508	Certificate No. (CSA)	249409-2426937
Certificate No. (VDE)	40018043	Certificate No. (cURus)	E224238

## Connection data

Wire connection method	Plug-in connection	Pitch in mm (P)	5 mm
------------------------	--------------------	-----------------	------

## Classifications

ETIM 6.0	EC001437	ETIM 7.0	EC001437
ETIM 8.0	EC001437	ECLASS 9.0	27-37-16-01
ECLASS 9.1	27-37-16-01	ECLASS 10.0	27-37-16-01
ECLASS 11.0	27-37-16-01		

## Approvals

Approvals



ROHS	Conform
UL File Number Search	E224238

## Downloads

Approval/Certificate/Document of Conformity	<a href="#">EU Konformitätserklärung / EU Declaration of Conformity</a>
Engineering Data	<a href="#">CAD data – STEP</a>
Engineering Data	<a href="#">EPLAN, WSCAD</a>
Catalogues	<a href="#">Catalogues in PDF-format</a>
Brochures	

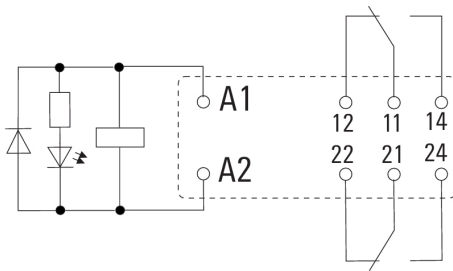
**RCI484AC4**

**Weidmüller Interface GmbH & Co. KG**  
 Klingenbergstraße 26  
 D-32758 Detmold  
 Germany

www.weidmueller.com

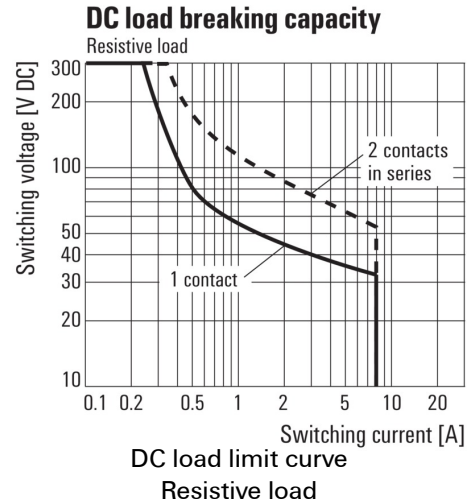
**Drawings**

**Wiring diagram**

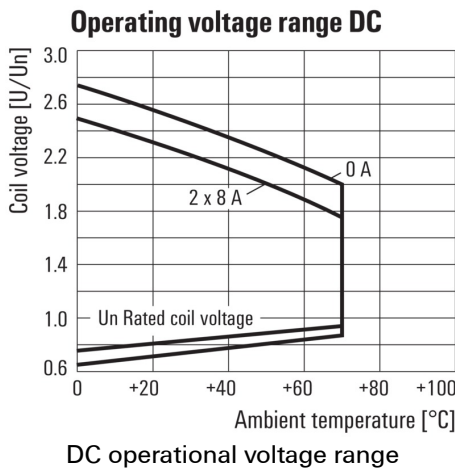


View of Pins from below

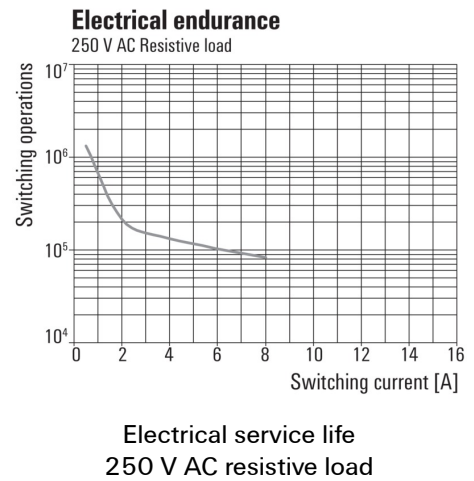
**Graph**



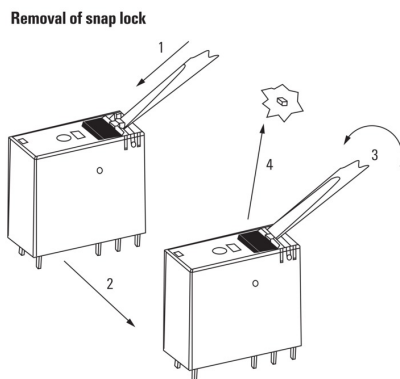
**Graph**



**Graph**

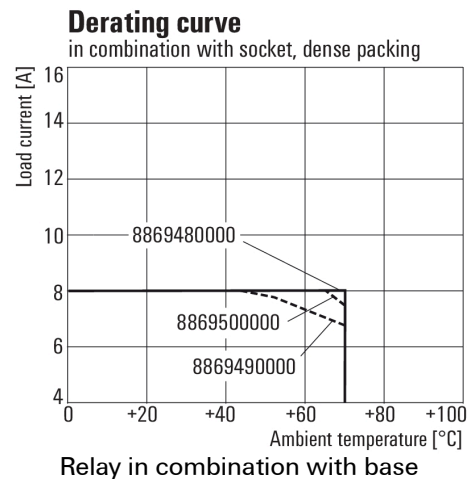


**Dimensional drawing**



Detailed drawing  
 Removal of the test button detent lock

**Derating curve**



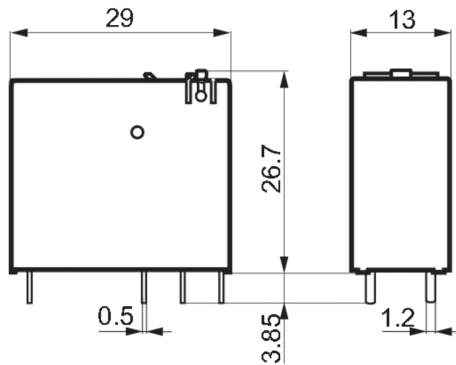
**RCI484AC4**

**Weidmüller Interface GmbH & Co. KG**  
 Klingenbergstraße 26  
 D-32758 Detmold  
 Germany

www.weidmueller.com

**Drawings**

**Dimensional drawing**



**Miscellaneous**

		RCI					
<b>Type</b>	RIDER Control Industrial						<b>Coil voltage</b>
<b>Type of construction</b>	3 16 A pinning 5 mm						012 12 V DC
	4 8 A, pinning 5mm						024 24 V DC
<b>Type of contact</b>	1 1 CO without push button						048 48 V DC
	2 2 CO without push button						110 110 V DC
	7 1 CO with push button						AB2 12 V DC + LED + diode
	8 2 CO with push button						AC4 24 V DC + LED + diode
<b>Contact material</b>	4 AgNi 90/10						AE8 48 V DC + LED + diode
							BB0 110 V DC + LED + diode
							524 24 V AC
							615 115 V AC
							730 230 V AC
							R24 24 V AC + LED
							S15 115 V AC + LED
							T30 230 V AC + LED

Type codes