

RCI424730**Weidmüller Interface GmbH & Co. KG**

Klingenbergstraße 26

D-32758 Detmold

Germany

www.weidmueller.com

Product image

Similar to illustration

Individual relays within the RIDERSERIES RCI

- 2 CO contacts
- Optional AC or DC coils

General ordering data

Version	RIDERSERIES RCI, Relay, Number of contacts: 2, CO contact AgNi, Rated control voltage: 230 V AC, Continuous current: 8 A, Plug-in connection, Test button available: No
Order No.	8869940000
Type	RCI424730
GTIN (EAN)	4032248613304
Qty.	10 pc(s).

Creation date February 26, 2022 10:26:57 AM CET

Catalogue status 11.02.2022 / We reserve the right to make technical changes.

RCI424730

Weidmüller Interface GmbH & Co. KG

Klingenbergstraße 26

D-32758 Detmold

Germany

www.weidmueller.com

Technical data

Dimensions and weights

Depth	25.6 mm	Depth (inches)	1.008 inch
Height	29 mm	Height (inches)	1.142 inch
Width	13 mm	Width (inches)	0.512 inch
Net weight	15.9 g		

Temperatures

Storage temperature	-40 °C...85 °C	Operating temperature	-40 °C...70 °C
Humidity	40 °C / 93 % rel. humidity, no condensation		

Probability of failure

B10	65.000 AC15: 250Vac/2.5A
-----	-----------------------------

Rated data UL

Certificate No. (cURus)	E224238
-------------------------	---------

Control side

Rated control voltage	230 V AC	Rated current AC	3.2 mA
Power rating	740 mVA	Pull-in/drop-out voltage, typ.	172.5 V / 34.5 V AC
Coil resistance	32500 Ω ± 15 %		

Load side

Rated switching voltage	250 V AC	Continuous current	8 A
Max. switching frequency at rated load	0.1 Hz	Min. switching power	1 mA @ 24 V, 10 mA @ 12 V, 100 mA @ 5 V
Inrush current	15 A / 4 s	AC switching capacity (resistive), max.	2000 VA
DC switching capacity (resistive), max.	192 W @ 24 V	Switch-on delay	≤ 10 ms
Switch-off delay	≤ 6 ms	Contact type	2 CO contact (AgNi)
Mechanical service life	AC coil 5 x 10 ⁶ switching cycles, DC coil 10 x 10 ⁶ switching cycles		

General data

Test button available	No	Mechanical switch position indicator	No
Colour	Transparent	UL 94 flammability rating	V-2

Insulation coordination

Rated voltage	250 V	Pollution severity	2
Surge voltage category	III	Insulating material group	IIIa
Clearance and creepage distances for control side - load side	≥ 8 mm	Dielectric strength for control side - load side	5 kV _{eff} / 1 min
Dielectric strength of neighbouring contacts	2.5 kV _{eff} / 1 Min.	Dielectric strength of open contact	1 kV _{eff} / 1 min
Impulse withstand voltage	5 kV (1.2/50 μs)		

Creation date February 26, 2022 10:26:57 AM CET

Catalogue status 11.02.2022 / We reserve the right to make technical changes.

RCI424730

Weidmüller Interface GmbH & Co. KG
 Klingenbergstraße 26
 D-32758 Detmold
 Germany

www.weidmueller.com

Technical data

Further details of approvals / standards

Standards	IEC 61810-1, UL508	Certificate No. (CSA)	249409-2426937
Certificate No. (VDE)	40018043	Certificate No. (cURus)	E224238

Connection data

Wire connection method	Plug-in connection	Pitch in mm (P)	5 mm
------------------------	--------------------	-----------------	------

Classifications

ETIM 6.0	EC001437	ETIM 7.0	EC001437
ETIM 8.0	EC001437	ECLASS 9.0	27-37-16-01
ECLASS 9.1	27-37-16-01	ECLASS 10.0	27-37-16-01
ECLASS 11.0	27-37-16-01		

Approvals

Approvals



ROHS	Conform
UL File Number Search	E224238

Downloads

Approval/Certificate/Document of Conformity	EU Konformitätserklärung / EU Declaration of Conformity
Engineering Data	CAD data – STEP
Engineering Data	EPLAN, WSCAD
Catalogues	Catalogues in PDF-format
Brochures	

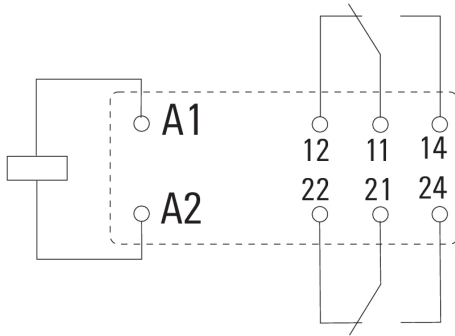
RCI424730

Weidmüller Interface GmbH & Co. KG
 Klingenbergstraße 26
 D-32758 Detmold
 Germany

www.weidmueller.com

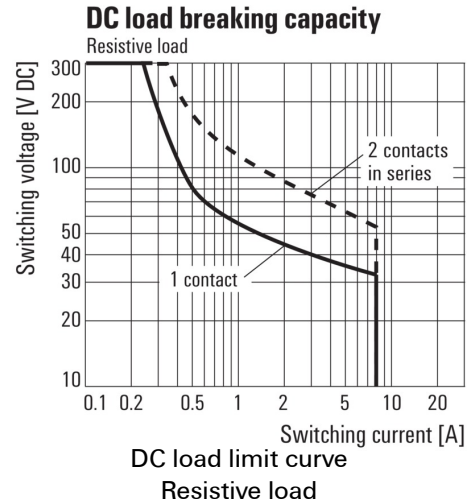
Drawings

Wiring diagram

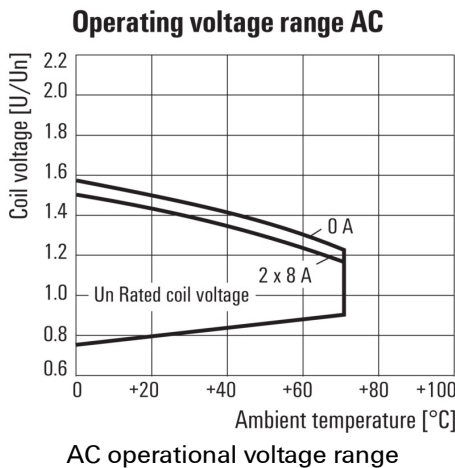


View of Pins from below

Graph

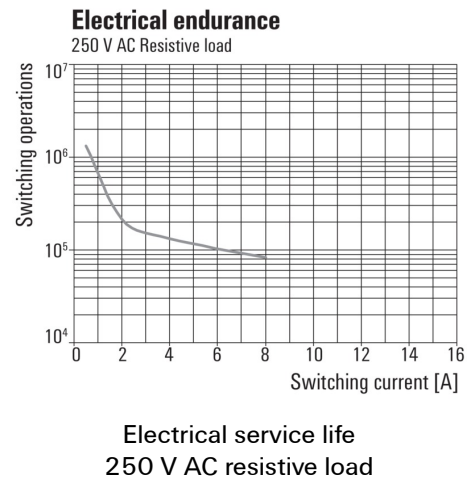


Graph

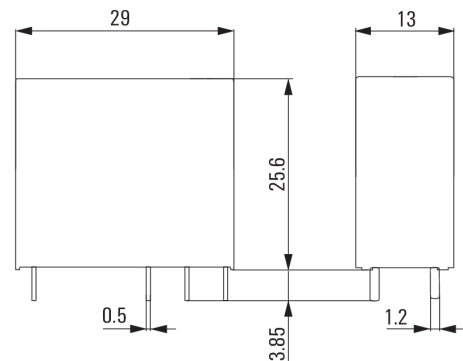


Graph

Graph



Dimensional drawing



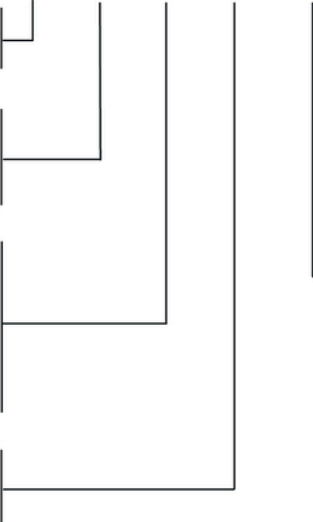
Derating curve
 Relay in combination with base

RCI424730

Weidmüller Interface GmbH & Co. KG
 Klingenbergstraße 26
 D-32758 Detmold
 Germany

www.weidmueller.com

Miscellaneous

	RCI					
Type						Coil voltage
RIDER Control Industrial						012
Type of construction	024	24 V DC				
3 16 A pinning 5 mm	048	48 V DC				
4 8 A, pinning 5mm	110	110 V DC				
Type of contact	AB2	12 V DC + LED + diode				
1 1 CO without push button	AC4	24 V DC + LED + diode				
2 2 CO without push button	AE8	48 V DC + LED + diode				
7 1 CO with push button	BB0	110 V DC + LED + diode				
8 2 CO with push button	524	24 V AC				
Contact material	615	115 V AC				
4 AgNi 90/10	730	230 V AC				
	R24	24 V AC + LED				
	S15	115 V AC + LED				
	T30	230 V AC + LED				

Type codes