

**RCI424615****Weidmüller Interface GmbH & Co. KG**

Klingenbergstraße 26

D-32758 Detmold

Germany

www.weidmueller.com

**Product image**

Similar to illustration

Individual relays within the RIDERSERIES RCI

- 2 CO contacts
- Optional AC or DC coils

**General ordering data**

Version	RIDERSERIES RCI, Relay, Number of contacts: 2, CO contact AgNi, Rated control voltage: 115 V AC, Continuous current: 8 A, Plug-in connection, Test button available: No
Order No.	<a href="#">8869930000</a>
Type	RCI424615
GTIN (EAN)	4032248613298
Qty.	10 pc(s).

Creation date February 26, 2022 10:27:29 AM CET

Catalogue status 11.02.2022 / We reserve the right to make technical changes.

RCI424615

Weidmüller Interface GmbH &amp; Co. KG

Klingenbergstraße 26

D-32758 Detmold

Germany

www.weidmueller.com

## Technical data

## Dimensions and weights

Depth	25.6 mm	Depth (inches)	1.008 inch
Height	29 mm	Height (inches)	1.142 inch
Width	13 mm	Width (inches)	0.512 inch
Net weight	15.7 g		

## Temperatures

Storage temperature	-40 °C...85 °C	Operating temperature	-40 °C...70 °C
Humidity	40 °C / 93 % rel. humidity, no condensation		

## Rated data UL

Certificate No. (cURus)	E224238
-------------------------	---------

## Control side

Rated control voltage	115 V AC	Rated current AC	6.6 mA
Power rating	760 mVA	Pull-in/drop-out voltage, typ.	86.3 V / 17.3 V AC
Coil resistance	8100 Ω ± 15 %		

## Load side

Rated switching voltage	250 V AC	Continuous current	8 A
Max. switching frequency at rated load	0.1 Hz	Min. switching power	1 mA @ 24 V, 10 mA @ 12 V, 100 mA @ 5 V
Inrush current	15 A / 4 s	AC switching capacity (resistive), max.	2000 VA
DC switching capacity (resistive), max.	192 W @ 24 V	Switch-on delay	≤ 10 ms
Switch-off delay	≤ 6 ms	Contact type	2 CO contact (AgNi)
Mechanical service life	AC coil 5 x 10 <sup>6</sup> switching cycles, DC coil 10 x 10 <sup>6</sup> switching cycles		

## General data

Test button available	No	Mechanical switch position indicator	No
Colour	Transparent	UL 94 flammability rating	V-2

## Insulation coordination

Rated voltage	250 V	Pollution severity	2
Surge voltage category	III	Insulating material group	IIIa
Clearance and creepage distances for control side - load side	≥ 8 mm	Dielectric strength for control side - load side	5 kV <sub>eff</sub> / 1 min
Dielectric strength of neighbouring contacts	2.5 kV <sub>eff</sub> / 1 Min.	Dielectric strength of open contact	1 kV <sub>eff</sub> / 1 min
Impulse withstand voltage	5 kV (1.2/50 μs)		

## Further details of approvals / standards

Standards	IEC 61810-1, UL508	Certificate No. (CSA)	249409-2426937
Certificate No. (VDE)	40018043	Certificate No. (cURus)	E224238

RCI424615

Weidmüller Interface GmbH &amp; Co. KG

Klingenbergstraße 26

D-32758 Detmold

Germany

www.weidmueller.com

## Technical data

## Connection data

Wire connection method	Plug-in connection	Pitch in mm (P)	5 mm
------------------------	--------------------	-----------------	------

## Classifications

ETIM 6.0	EC001437	ETIM 7.0	EC001437
ETIM 8.0	EC001437	ECLASS 9.0	27-37-16-01
ECLASS 9.1	27-37-16-01	ECLASS 10.0	27-37-16-01
ECLASS 11.0	27-37-16-01		

## Approvals

Approvals



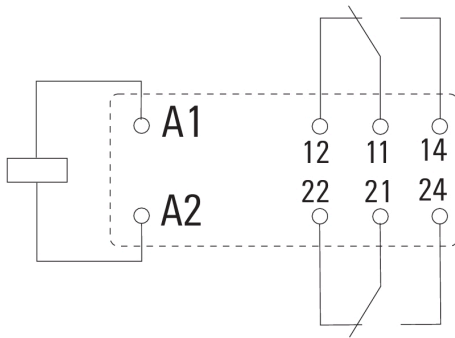
ROHS	Conform
UL File Number Search	E224238

## Downloads

Approval/Certificate/Document of Conformity	<a href="#">EU Konformitätserklärung / EU Declaration of Conformity</a>
Engineering Data	<a href="#">CAD data – STEP</a>
Engineering Data	<a href="#">EPLAN, WSCAD</a>
Catalogues	<a href="#">Catalogues in PDF-format</a>
Brochures	

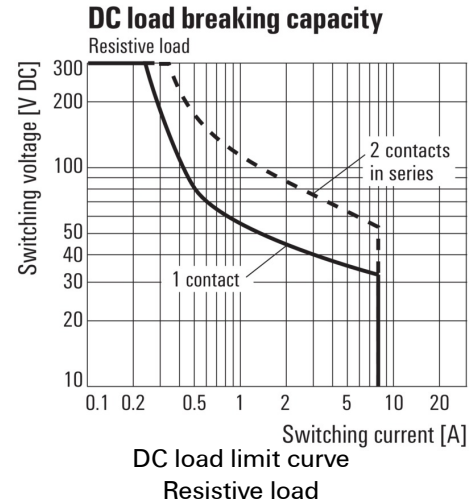
Drawings

Wiring diagram

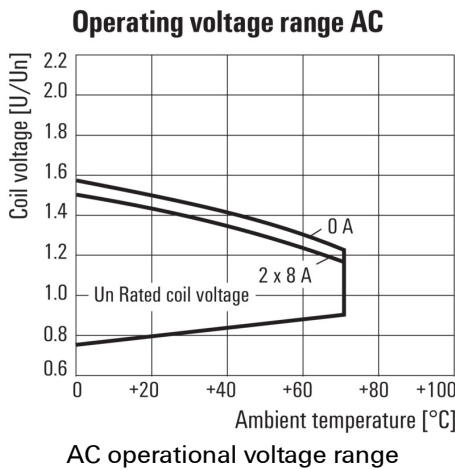


View of Pins from below

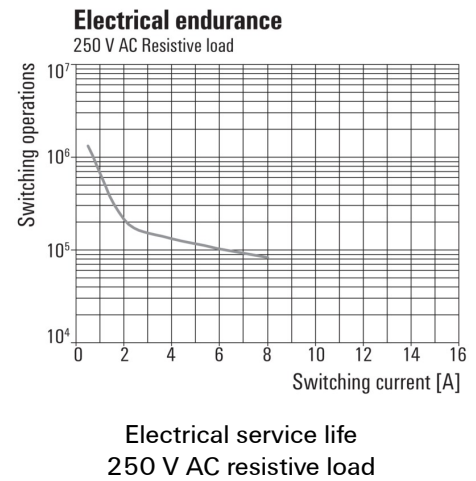
Graph



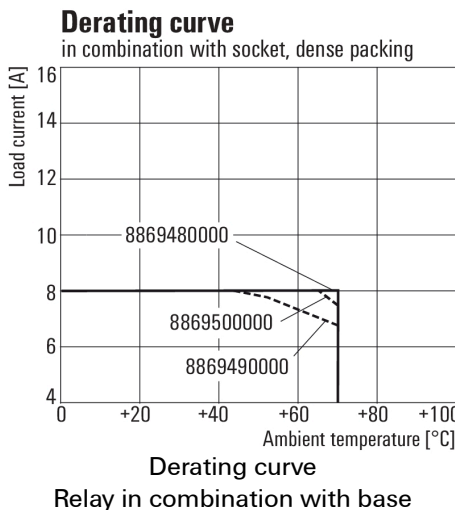
Graph



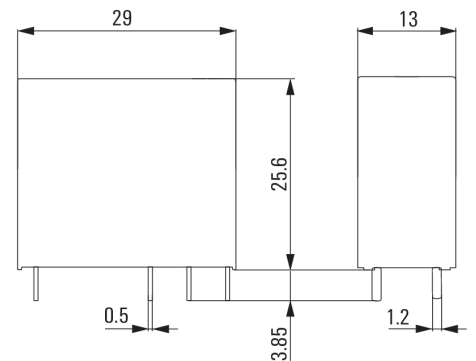
Graph



Graph



Dimensional drawing



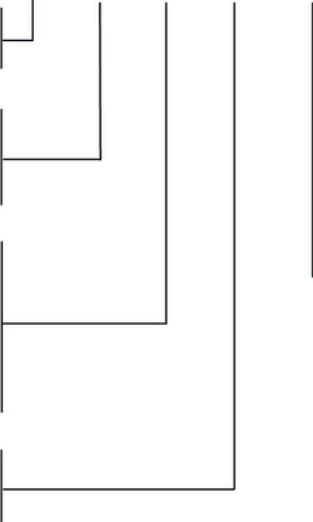
**RCI424615**

**Weidmüller Interface GmbH & Co. KG**  
 Klingenbergstraße 26  
 D-32758 Detmold  
 Germany

www.weidmueller.com

**Drawings**

**Miscellaneous**

	RCI					
<b>Type</b>						<b>Coil voltage</b>
RIDER Control Industrial						012
<b>Type of construction</b>	024	24 V DC				
3 16 A pinning 5 mm	048	48 V DC				
4 8 A, pinning 5mm	110	110 V DC				
<b>Type of contact</b>	AB2	12 V DC + LED + diode				
1 1 CO without push button	AC4	24 V DC + LED + diode				
2 2 CO without push button	AE8	48 V DC + LED + diode				
7 1 CO with push button	BB0	110 V DC + LED + diode				
8 2 CO with push button	524	24 V AC				
<b>Contact material</b>	615	115 V AC				
4 AgNi 90/10	730	230 V AC				
	R24	24 V AC + LED				
	S15	115 V AC + LED				
	T30	230 V AC + LED				

Type codes