

**RCI314524****Weidmüller Interface GmbH & Co. KG**

Klingenbergstraße 26

D-32758 Detmold

Germany

www.weidmueller.com

**Product image**

Similar to illustration

Individual relays within the RIDERSERIES RCI

- 1 CO contact
- Optional AC or DC coils

**General ordering data**

Version	RIDERSERIES RCI, Relay, Number of contacts: 1, CO contact AgNi, Rated control voltage: 24 V AC, Continuous current: 16 A, Plug-in connection, Test button available: No
Order No.	<a href="#">8869840000</a>
Type	RCI314524
GTIN (EAN)	4032248613199
Qty.	10 pc(s).

Creation date February 26, 2022 10:28:07 AM CET

Catalogue status 11.02.2022 / We reserve the right to make technical changes.

RCI314524

Weidmüller Interface GmbH &amp; Co. KG

Klingenbergstraße 26

D-32758 Detmold

Germany

www.weidmueller.com

## Technical data

### Dimensions and weights

Depth	25.6 mm	Depth (inches)	1.008 inch
Height	29 mm	Height (inches)	1.142 inch
Width	13 mm	Width (inches)	0.512 inch
Net weight	15.8 g		

### Temperatures

Storage temperature	-40 °C...85 °C	Operating temperature	-40 °C...70 °C
Humidity	40 °C / 93 % rel. humidity, no condensation		

### Rated data UL

Certificate No. (cURus)	E224238
-------------------------	---------

### Control side

Rated control voltage	24 V AC	Rated current AC	31.7 mA
Power rating	760 mVA	Pull-in/drop-out voltage, typ.	18 V / 3.6 V AC
Coil resistance	350 Ω ± 10 %		

### Load side

Rated switching voltage	250 V AC	Continuous current	16 A
Max. switching frequency at rated load	0.1 Hz	Min. switching power	1 mA @ 24 V, 10 mA @ 12 V, 100 mA @ 5 V
Inrush current	30 A / 4 s	AC switching capacity (resistive), max.	4000 VA
DC switching capacity (resistive), max.	384 W @ 24 V	Switch-on delay	≤ 8 ms
Switch-off delay	≤ 6 ms	Contact type	1 CO contact (AgNi)
Mechanical service life	AC coil 5 x 10 <sup>6</sup> switching cycles, DC coil 10 x 10 <sup>6</sup> switching cycles		

### General data

Test button available	No	Mechanical switch position indicator	No
Colour	Transparent	UL 94 flammability rating	V-2

### Insulation coordination

Rated voltage	250 V	Pollution severity	2
Surge voltage category	III	Insulating material group	IIIa
Clearance and creepage distances for control side - load side	≥ 8 mm	Dielectric strength for control side - load side	5 kV <sub>eff</sub> / 1 min
Dielectric strength of open contact	1 kV <sub>eff</sub> / 1 min	Impulse withstand voltage	5 kV (1.2/50 μs)

### Further details of approvals / standards

Standards	IEC 61810-1, UL508	Certificate No. (CSA)	249409-2426937
Certificate No. (VDE)	40018043	Certificate No. (cURus)	E224238

### Connection data

Wire connection method	Plug-in connection	Pitch in mm (P)	5 mm
------------------------	--------------------	-----------------	------

Creation date February 26, 2022 10:28:07 AM CET

Catalogue status 11.02.2022 / We reserve the right to make technical changes.

RCI314524

Weidmüller Interface GmbH &amp; Co. KG

Klingenbergstraße 26

D-32758 Detmold

Germany

www.weidmueller.com

## Technical data

## Classifications

ETIM 6.0	EC001437	ETIM 7.0	EC001437
ETIM 8.0	EC001437	ECLASS 9.0	27-37-16-01
ECLASS 9.1	27-37-16-01	ECLASS 10.0	27-37-16-01
ECLASS 11.0	27-37-16-01		

## Approvals

Approvals



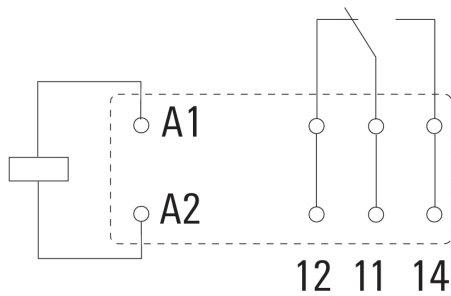
ROHS	Conform
UL File Number Search	E224238

## Downloads

Approval/Certificate/Document of Conformity	<a href="#">EU Konformitätserklärung / EU Declaration of Conformity</a>
Engineering Data	<a href="#">CAD data – STEP</a>
Engineering Data	<a href="#">EPLAN, WSCAD</a>
Catalogues	<a href="#">Catalogues in PDF-format</a>
Brochures	

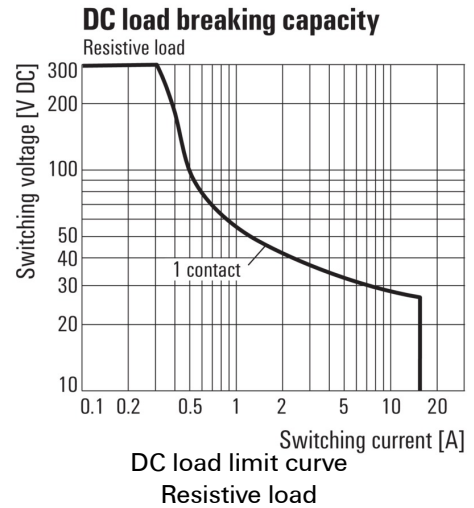
Drawings

Wiring diagram

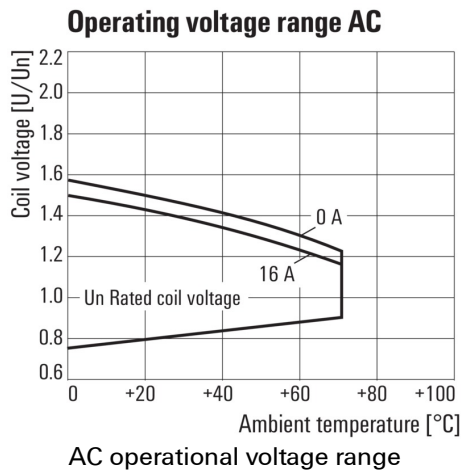


View of Pins from below

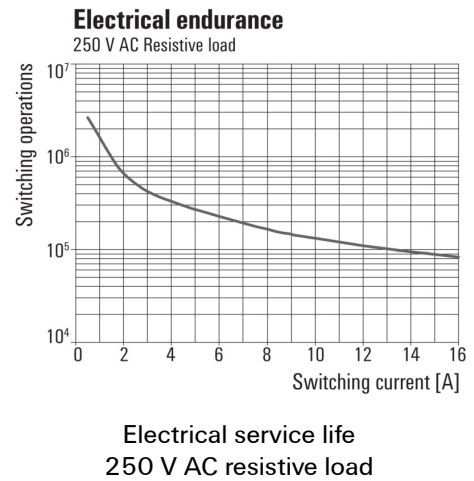
Graph



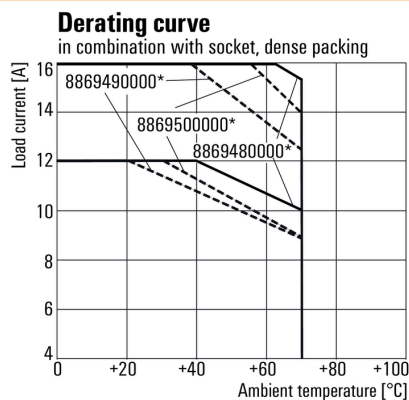
Graph



Graph



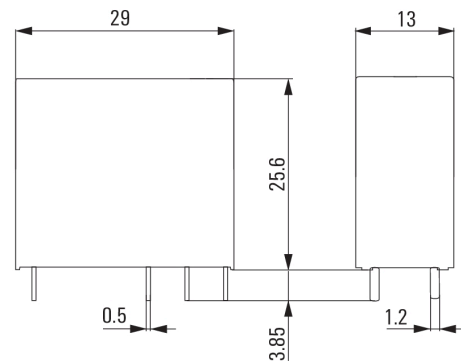
Graph



\* For full continuous current (16 A), the wire terminals 11 with 21, 12 with 22 and 14 with 24 must be bridged with a wire  $\geq 1,5 \text{ mm}^2$  at the socket.

Derating curve  
Relay in combination with base

Dimensional drawing



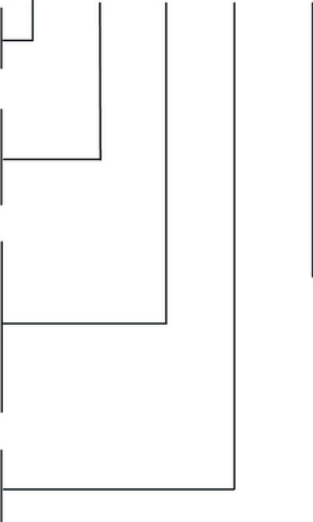
**RCI314524**

**Weidmüller Interface GmbH & Co. KG**  
 Klingenbergstraße 26  
 D-32758 Detmold  
 Germany

www.weidmueller.com

**Drawings**

**Miscellaneous**

	RCI					
<b>Type</b>						<b>Coil voltage</b>
RIDER Control Industrial						012 12 V DC
<b>Type of construction</b>	3 16 A pinning 5 mm	024 24 V DC				
4 8 A, pinning 5mm		048 48 V DC				
<b>Type of contact</b>	1 1 CO without push button	110 110 V DC				
2 2 CO without push button		AB2 12 V DC + LED + diode				
7 1 CO with push button		AC4 24 V DC + LED + diode				
8 2 CO with push button		AE8 48 V DC + LED + diode				
<b>Contact material</b>		BB0 110 V DC + LED + diode				
4 AgNi 90/10		524 24 V AC				
		615 115 V AC				
		730 230 V AC				
		R24 24 V AC + LED				
		S15 115 V AC + LED				
		T30 230 V AC + LED				

Type codes