

DRM570012LT**Weidmüller Interface GmbH & Co. KG**

Klingenbergstraße 26

D-32758 Detmold

Germany

www.weidmueller.com

Product image

Similar to illustration

Individual relays within the D-SERIES DRM

- 4 CO contacts
- AC coils
- With integrated status LED and test button

General ordering data

| | |
|------------|---|
| Version | D-SERIES DRM, Relay, Number of contacts: 4, CO contact, AgNi flash gold-plated, Rated control voltage: 12 V DC, Continuous current: 5 A, Plug-in connection |
| Order No. | 7760056096 |
| Type | DRM570012LT |
| GTIN (EAN) | 4032248855681 |
| Qty. | 20 pc(s). |

Creation date February 26, 2022 10:32:27 AM CET

Catalogue status 11.02.2022 / We reserve the right to make technical changes.

DRM570012LT

Weidmüller Interface GmbH & Co. KG

Klingenbergstraße 26

D-32758 Detmold

Germany

www.weidmueller.com

Technical data

Dimensions and weights

| | | | |
|------------|---------|-----------------|------------|
| Depth | 35.7 mm | Depth (inches) | 1.406 inch |
| Height | 27.4 mm | Height (inches) | 1.079 inch |
| Width | 21 mm | Width (inches) | 0.827 inch |
| Net weight | 34.65 g | | |

Temperatures

| | | | |
|---------------------|--|-----------------------|----------------|
| Storage temperature | -40 °C...70 °C | Operating temperature | -40 °C...60 °C |
| Humidity | 35...85 % rel. humidity, no condensation | | |

Environmental Product Compliance

| | |
|------------|----------------|
| REACH SVHC | Lead 7439-92-1 |
|------------|----------------|

Rated data UL

| | |
|-------------------------|---------|
| Certificate No. (cURus) | E312083 |
|-------------------------|---------|

Control side

| | | | |
|-----------------------|--------------|--------------------------------|----------------|
| Rated control voltage | 12 V DC | Rated current DC | 75 mA |
| Power rating | 0.9 W | Pull-in/drop-out voltage, typ. | 9 V / 1.2 V DC |
| Coil resistance | 160 Ω ± 10 % | Status indicator | Green LED |

Load side

| | | | |
|---|---------------------------------------|---|---------------------------------------|
| Rated switching voltage | 250 V AC | Continuous current | 5 A |
| Max. switching frequency at rated load | 0.1 Hz | Min. switching power | 10 mA @ 12 V, 100 mA @ 5 V |
| Inrush current | 10 A / 50 ms | AC switching capacity (resistive), max. | 1250 VA |
| DC switching capacity (resistive), max. | 120 W @ 24 V | Switch-on delay | ≤ 20 ms |
| Switch-off delay | ≤ 20 ms | Contact type | 4 CO contact (AgNi flash gold-plated) |
| Mechanical service life | 20 x 10 ⁶ switching cycles | | |

General data

| | | |
|--------------------------------------|--------------------------|------------------------|
| Test button available | Yes | |
| Mechanical switch position indicator | Yes | |
| Colour | Transparent | |
| UL94 flammability rating component | Component | Relay cover |
| | UL94 flammability rating | V-2 |
| | Component | Relay baseplate |
| | UL94 flammability rating | V-0 |
| | Component | Relay status indicator |
| | UL94 flammability rating | HB |
| | Component | Relay test button |
| | UL94 flammability rating | HB |

DRM570012LT

Weidmüller Interface GmbH & Co. KG

Klingenbergstraße 26

D-32758 Detmold

Germany

www.weidmueller.com

Technical data

Insulation coordination

| | | | |
|--|--------------------------------|---|-----------------------------|
| Rated voltage | 250 V | Pollution severity | 2 |
| Surge voltage category | III | Clearance and creepage distances for control side - load side | ≥ 5.5 mm |
| Dielectric strength for control side - load side | 1.8 kV _{eff} / 1 min. | Dielectric strength of neighbouring contacts | 1 kV _{eff} / 1 min |
| Dielectric strength of open contact | 1 kV _{eff} / 1 min | Impulse withstand voltage | 6 kV (1.2/50 μs) |
| Protection degree | IP20 | | |

Further details of approvals / standards

| | | | |
|-----------|--|-------------------------|---------|
| Standards | IEC 61810-1, EN 60664-1:2007, EN 61000-6-2:2005, EN 61000-6-4:2007 + A1:2011, UL 508 | Certificate No. (cURus) | E312083 |
|-----------|--|-------------------------|---------|

Connection data

| | |
|------------------------|--------------------|
| Wire connection method | Plug-in connection |
|------------------------|--------------------|

Classifications

| | | | |
|-------------|-------------|-------------|-------------|
| ETIM 6.0 | EC001437 | ETIM 7.0 | EC001437 |
| ETIM 8.0 | EC001437 | ECLASS 9.0 | 27-37-16-01 |
| ECLASS 9.1 | 27-37-16-01 | ECLASS 10.0 | 27-37-16-01 |
| ECLASS 11.0 | 27-37-16-01 | | |

Approvals

Approvals



| | |
|-----------------------|---------|
| ROHS | Conform |
| UL File Number Search | E312083 |

Downloads

| | |
|---|---|
| Approval/Certificate/Document of Conformity | EU Konformitätserklärung / EU Declaration of Conformity |
| Engineering Data | CAD data – STEP |
| Engineering Data | EPLAN, WSCAD |
| Catalogues | Catalogues in PDF-format |
| Brochures | |

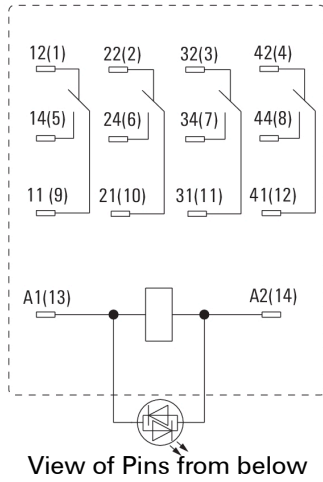
DRM570012LT

Weidmüller Interface GmbH & Co. KG
 Klingenbergstraße 26
 D-32758 Detmold
 Germany

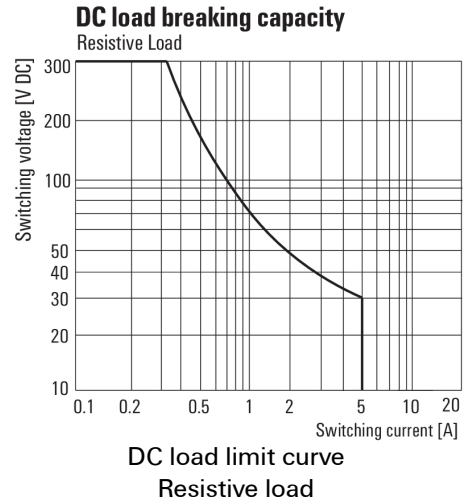
www.weidmueller.com

Drawings

Wiring diagram



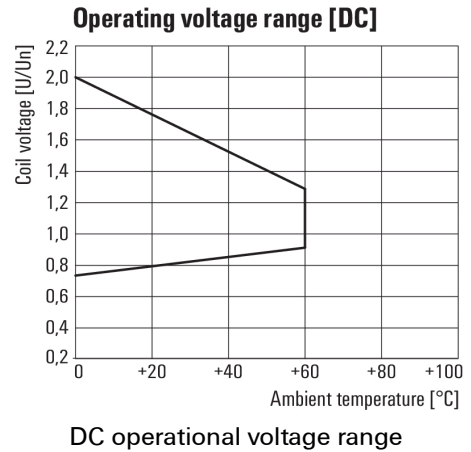
Graph



Graph



Graph



Dimensional drawing



DRM570012LT

Weidmüller Interface GmbH & Co. KG
 Klingenbergstraße 26
 D-32758 Detmold
 Germany

www.weidmueller.com

Drawings

Miscellaneous



Type codes