

circuit breaker VL250N standard breaking capacity $I_{cu}=55kA$, 415V AC 3-pole, line protection Electronic Trip Unit TM, LI $I_n=250A$, rated current $I_R=200\dots250A$, overload protection, $I_l=1200\dots2500A$, short-circuit protection without auxiliary release without auxiliary/alarm switch

Model	
type of the driving mechanism / motor drive	No
design of the overcurrent release	TM
General technical data	
number of poles	3
size of the circuit-breaker	3VL3
mechanical service life (switching cycles) / typical	20 000
electrical endurance (switching cycles) / typical	10 000
utilization category	A
performance class for circuit breaker	N
reference code / acc. to DIN 40719 extended according to IEC 204-2 / acc. to IEC 750	Q
operating frequency / maximum	120 1/s
Voltage	
Rated operational voltage U_e / max.	690 V
insulation voltage	
• rated value	800 V
• at AC / rated value	800 V
surge voltage resistance / rated value	8 kV
operating voltage	
• rated value / maximum	690 V
• for main current circuit / at AC / at 50 Hz / maximum	690 V
• for main current circuit / at AC / at 60 Hz / maximum	690 V
• for main current circuit / at DC / maximum	500 V
Protection class	
protection class IP	IP20
protection function of the overcurrent release	LI
Current	
operational current	
• at 40 °C / rated value	250 A
• at 45 °C / rated value	250 A
• at 50 °C / rated value	250 A
• at 55 °C / rated value	232.5 A
• at 60 °C / rated value	232.5 A
• at 65 °C / rated value	215 A
• at 70 °C / rated value	215 A
continuous current / rated value	250 A
derating temperature / for the rated value of the continuous current	50 °C
adjustable current response value current	
• of the current-dependent overload release / full-scale value	250 A
• of instantaneous short-circuit trip unit / initial value	1 250 A
• of instantaneous short-circuit trip unit / full-scale value	2 500 A
Main circuit	
operating frequency	

<ul style="list-style-type: none"> • 1 / rated value 	50 Hz
<ul style="list-style-type: none"> • 2 / rated value 	60 Hz
Auxiliary circuit	
number of CO contacts / for auxiliary contacts	0
number of NC contacts / for auxiliary contacts	0
number of NO contacts / for auxiliary contacts	0
Suitability	
suitability for use	system protection
Adjustable parameters	
adjustable current response value current / of the current-dependent overload release / initial value	200 A
Product details	
product component	
<ul style="list-style-type: none"> • trip indicator 	No
<ul style="list-style-type: none"> • auxiliary switch 	No
<ul style="list-style-type: none"> • voltage trigger 	No
<ul style="list-style-type: none"> • undervoltage release 	No
<ul style="list-style-type: none"> • undervoltage release with leading contact 	No
product extension / optional / motor drive	Yes
Product function	
product function	
<ul style="list-style-type: none"> • of thermal overload trip unit 	adjustable
<ul style="list-style-type: none"> • grounding protection 	No
<ul style="list-style-type: none"> • for neutral conductors / short-circuit and overload proof 	No
<ul style="list-style-type: none"> • overload protection 	Yes
Short circuit	
breaking capacity operating short-circuit current (Ics)	
<ul style="list-style-type: none"> • at 240 V / rated value 	65 kA
<ul style="list-style-type: none"> • at 415 V / rated value 	55 kA
<ul style="list-style-type: none"> • at 500 V / rated value 	20 kA
<ul style="list-style-type: none"> • at 690 V / rated value 	6 kA
breaking capacity maximum short-circuit current (Icu)	
<ul style="list-style-type: none"> • at 240 V / rated value 	65 kA
<ul style="list-style-type: none"> • at 415 V / rated value 	55 kA
<ul style="list-style-type: none"> • at 440 V / rated value 	25 kA
<ul style="list-style-type: none"> • at 480 V / acc. to NEMA / rated value 	25 kA
<ul style="list-style-type: none"> • at 500 V / rated value 	25 kA
<ul style="list-style-type: none"> • at 600 V / acc. to NEMA / rated value 	12 kA
<ul style="list-style-type: none"> • at 690 V / rated value 	12 kA
Connections	
arrangement of electrical connectors / for main current circuit	front side
type of connectable conductor cross-sections / for main contacts	
<ul style="list-style-type: none"> • with flexible busbar 	17 x 10 mm
<ul style="list-style-type: none"> • solid 	25 ... 185 mm ²
<ul style="list-style-type: none"> • finely stranded / with core end processing 	25 ... 120 mm ²
<ul style="list-style-type: none"> • stranded 	25 ... 185 mm ²
type of connectable conductor cross-sections / for auxiliary contacts	
<ul style="list-style-type: none"> • solid 	0.75 ... 1.5 mm ²
<ul style="list-style-type: none"> • finely stranded / with core end processing 	0,75 ... 1.0 mm ²
type of electrical connection / for main current circuit	screw-type terminals
Mechanical Design	
height	185.5 mm
width	104.5 mm
depth	106.5 mm

fastening method	fixed mounting
Environmental conditions	
ambient temperature / during operation	
• minimum	0 °C
• maximum	70 °C
ambient temperature / during storage	
• minimum	-40 °C
• maximum	80 °C
Certificates	
certificate of suitability	IEC, standard switching capacity (N)
reference code	
• acc. to DIN EN 61346-2	Q
General Product Approval	EMC

[Miscellaneous](#)








[TSE](#)

[KC](#)



C-Tick

Declaration of Conformity	Test Certificates	Marine / Shipping			
 EG-Konf.	Special Test Certificate	 ABS	 BUREAU VERITAS	 LRS	 PRS

Marine / Shipping	other				
 RINA	 RMRS	 DNV-GL DNV.COM	Manufacturer Declaration	Confirmation	Environmental Confirmations

other
Miscellaneous
Miscellaneous

Further information

Information- and Downloadcenter (Catalogs, Brochures,...)

<http://www.siemens.com/lowvoltage/catalogs>

Industry Mall (Online ordering system)

<https://mall.industry.siemens.com/mall/en/en/Catalog/product?mlfb=3VL3725-1DC36-0AA0>

Service&Support (Manuals, Certificates, Characteristics, FAQs,...)

<https://support.industry.siemens.com/cs/ww/en/ps/3VL3725-1DC36-0AA0>

Image database (product images, 2D dimension drawings, 3D models, device circuit diagrams, ...)

http://www.automation.siemens.com/bilddb/cax_en.aspx?mlfb=3VL3725-1DC36-0AA0

CAX-Online-Generator

<http://www.siemens.com/cax>

Tender specifications

<http://www.siemens.com/specifications>

