



first lateral auxiliary switch 1 NO, 1 NC, screw terminal, for contactors 3RT1

General technical data	
product brand name	SIRIUS
suitability for use	Contactor relay and power contactor
protection class IP on the front	IP20
ambient temperature	
• during storage	-55 ... +80 °C
• during operation	-25 ... +60 °C
mechanical service life (switching cycles) typical	10 000 000
electrical endurance (switching cycles) at AC-15 at 230 V typical	200 000
contact reliability of auxiliary contacts	1 faulty switching per 100 million (17 V, 1 mA)
insulation voltage with degree of pollution 3 at AC rated value	500 V
surge voltage resistance rated value	6 kV
Auxiliary circuit	
number of NC contacts for auxiliary contacts	
• instantaneous contact	1
number of NO contacts for auxiliary contacts	
• instantaneous contact	1
operational current of auxiliary contacts at AC-12	
• at 24 V	10 A
• at 230 V	10 A
• maximum	10 A
operational current	
• of auxiliary contacts	
— at AC-14	
— at 125 V	6 A
— at 250 V	6 A
— at AC-15	
— at 24 V	6 A
— at 230 V	6 A
— at 400 V	3 A
operational current	
• of auxiliary contacts at DC-12	
— at 24 V	10 A
— at 110 V	3 A
— at 220 V	1 A
• with 2 current paths in series at DC-12	

— at 24 V rated value	10 A	
— at 60 V rated value	10 A	
— at 110 V rated value	4 A	
— at 220 V rated value	2 A	
— at 440 V rated value	1.3 A	
● with 3 current paths in series at DC-12		
— at 24 V rated value	10 A	
— at 60 V rated value	10 A	
— at 110 V rated value	10 A	
— at 220 V rated value	3.6 A	
— at 440 V rated value	2.5 A	
operational current		
● of auxiliary contacts at DC-13		
— at 24 V	6 A	
— at 60 V	2 A	
— at 110 V	1 A	
— at 220 V	0.3 A	
● with 2 current paths in series at DC-13		
— at 24 V rated value	10 A	
— at 60 V rated value	3.5 A	
— at 110 V rated value	1.3 A	
— at 220 V rated value	0.9 A	
— at 440 V rated value	0.2 A	
● with 3 current paths in series at DC-13		
— at 24 V rated value	10 A	
— at 60 V rated value	4.7 A	
— at 110 V rated value	3 A	
— at 220 V rated value	1.2 A	
— at 440 V rated value	0.5 A	
Installation/ mounting/ dimensions		
fastening method	snap-on mounting	
width	10 mm	
height	80 mm	
depth	71 mm	
Connections/ Terminals		
type of electrical connection for auxiliary and control circuit	screw-type terminals	
type of connectable conductor cross-sections		
● for auxiliary contacts		
— finely stranded		
— with core end processing	2x (0.5 ... 1.5 mm²), 2x (0.75 ... 2.5 mm²)	
● at AWG cables for auxiliary contacts	2x (20 ... 16), 2x (18 ... 14)	
Safety related data		
product function mirror contact acc. to IEC 60947-4-1	Yes	
● note	with 3RT1	
product function positively driven operation acc. to IEC 60947-5-1	No	
Certificates/ approvals		
General Product Approval	Functional Safety/Safety of Machinery	Declaration of Conformity



KC






Type Examination
Certificate



EG-Konf.

Declaration of	Test Certificates	Shipping Approval
----------------	-------------------	-------------------

Conformity			
Miscellaneous	Special Test Certificate	Type Test Certificates/Test Report	  
Shipping Approval		other	Railway
		Confirmation	Special Test Certificate

Further information

Information- and Downloadcenter (Catalogs, Brochures,...)

<https://www.siemens.com/ic10>

Industry Mall (Online ordering system)

<https://mall.industry.siemens.com/mall/en/en/Catalog/product?mlfb=3RH1921-1EA11>

Cax online generator

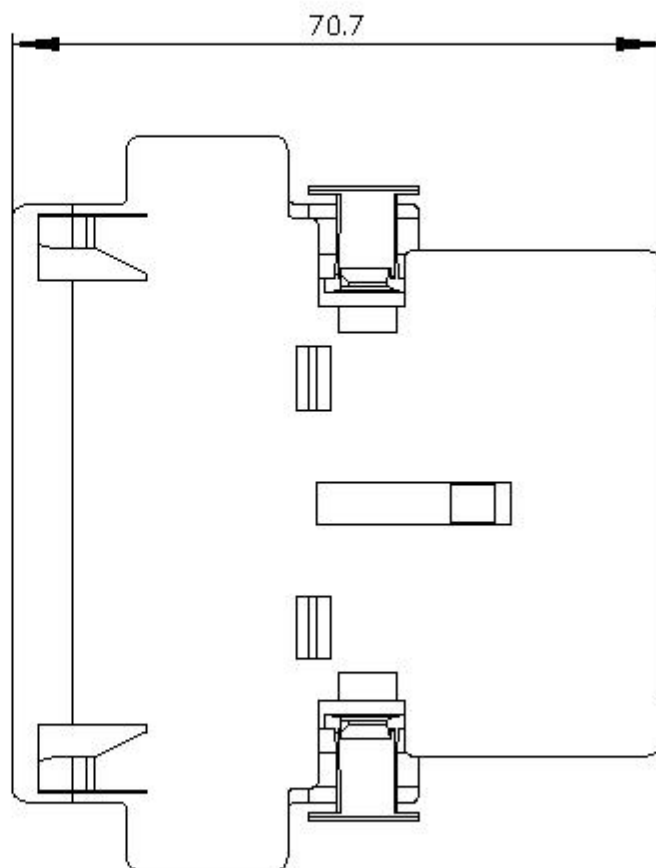
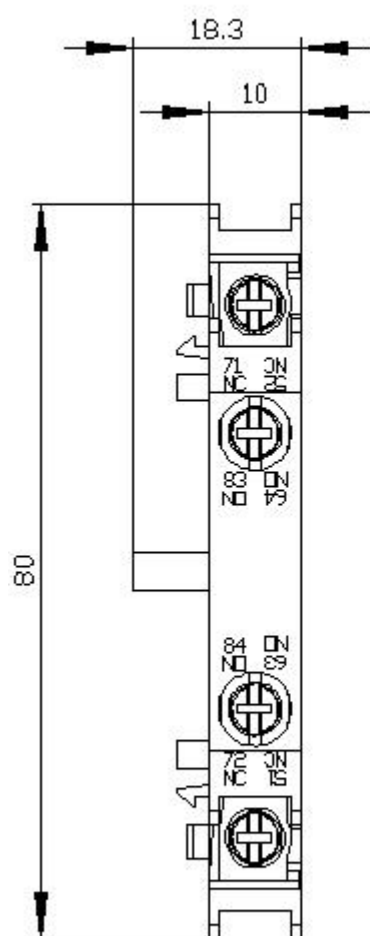
<http://support.automation.siemens.com/WW/CAXorder/default.aspx?lang=en&mlfb=3RH1921-1EA11>

Service&Support (Manuals, Certificates, Characteristics, FAQs,...)

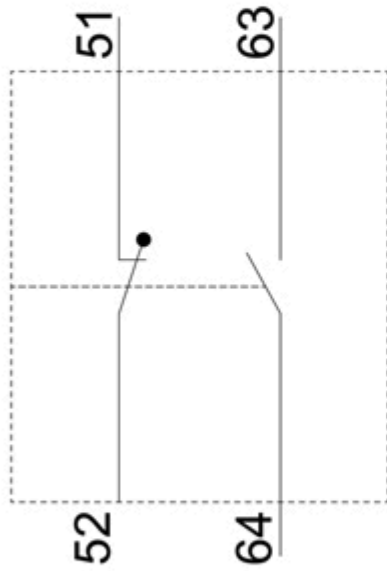
<https://support.industry.siemens.com/cs/ww/en/ps/3RH1921-1EA11>

Image database (product images, 2D dimension drawings, 3D models, device circuit diagrams, EPLAN macros, ...)

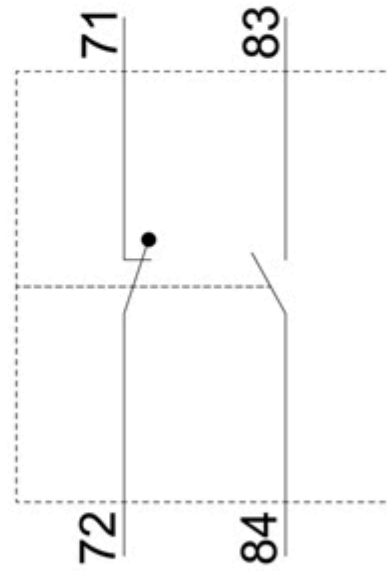
http://www.automation.siemens.com/bilddb/cax_de.aspx?mlfb=3RH1921-1EA11&lang=en



Links / left



Rechts / right



last modified:

9/3/2020 