



circuit breaker 3VA2 IEC frame 1000 breaking capacity class H Icu=85kA @ 415V 3-pole, line protection ETU330, LIG, In=800A overload protection Ir=320A...800A short-circuit protection Ii=1.5...12 x In ground-fault protection Ig=0.2...1 x In, tg=0.1/0.3s nut keeper kit

Model	
product brand name	SENTRON
product designation	Molded case circuit breaker
Product version	Line protection
design of the overcurrent release	ETU330
protection function of the overcurrent release	LIG
number of poles	3
General technical data	
Tension assignée d'isolement Ui	800 V
Max. rated operational voltage Ue with AC 50/60Hz	690 V
power loss [W] / maximum	231 W
Active power loss / for rated value of the current / at AC / in hot operating state / per pole	77 W
mechanical service life (switching cycles) / typical	10 000
Electrical endurance (switching cycles) / at AC-1 / at 380/415 V 50/60 Hz	4 600
Electrical endurance (switching cycles) / at AC-1 / at 690 V 50/60 Hz	3 200
Neutral conductors / upgradeable/retrofitable	No
ground-fault monitoring version	Summation current formation L-conductor
product function	
• communication function	No
• other measurement function	No
Current	
Max. rated operational current of the frame size	1 000 A
Courant permanent assigné Iu	800 A
operational current	
• at 40 °C	800 A
• at 45 °C	800 A
• at 50 °C	800 A
• at 55 °C	800 A
• at 60 °C	800 A
• at 65 °C	767 A
• at 70 °C	703 A
Switching capacity according to IEC 60947	
switching capacity class of the circuit breaker	H
breaking capacity maximum short-circuit current (Icu)	
• at 240 V	110 kA


<ul style="list-style-type: none"> • at 415 V • at 440 V • at 500 V • at 690 V 	85 kA		
<ul style="list-style-type: none"> • at 415 V • at 440 V • at 500 V • at 690 V 	85 kA		
<ul style="list-style-type: none"> • at 415 V • at 440 V • at 500 V • at 690 V 	55 kA		
<ul style="list-style-type: none"> • at 415 V • at 440 V • at 500 V • at 690 V 	35 kA		
breaking capacity operating short-circuit current (Ics)			
<ul style="list-style-type: none"> • at 240 V • at 415 V • at 440 V • at 500 V • at 690 V 	110 kA		
<ul style="list-style-type: none"> • at 415 V • at 440 V • at 500 V • at 690 V 	85 kA		
<ul style="list-style-type: none"> • at 440 V • at 500 V • at 690 V 	70 kA		
<ul style="list-style-type: none"> • at 500 V • at 690 V 	55 kA		
<ul style="list-style-type: none"> • at 690 V 	19 kA		
short-circuit current making capacity (Icm)			
<ul style="list-style-type: none"> • at 240 V • at 415 V • at 440 V • at 500 V • at 690 V 	242 kA		
<ul style="list-style-type: none"> • at 415 V • at 440 V • at 500 V • at 690 V 	187 kA		
<ul style="list-style-type: none"> • at 440 V • at 500 V • at 690 V 	187 kA		
<ul style="list-style-type: none"> • at 500 V • at 690 V 	121 kA		
<ul style="list-style-type: none"> • at 690 V 	74 kA		
Adjustable parameters			
Adjustable response value current / I _g min.	320 A		
Adjustable response value current / I _g min.	800 A		
Adjustable response value current / I _g min.	0.5		
Adjustable response value current / I _g min.	17		
Adjustable response value current / I _i min.	1 200 A		
Adjustable response value current / I _i max.	8 000 A		
Ground fault protection can be switched ON/OFF	No		
Ground fault protection / tripping switchable / I _{2t} =ON/OFF	Yes		
Adjustable response value current / I _g min.	160 A		
Adjustable response value current / I _g max.	800 A		
Adjustable response value current / t _g min.	0.1 s		
Adjustable response value current / I _g min.	0.3 s		
Mechanical Design			
height [in]	12.6 in		
Height	320 mm		
width [in]	8.3 in		
Width	210 mm		
depth [in]	4.7 in		
depth	120 mm		
Connections			
arrangement of electrical connectors / for main current circuit	Front terminal		
type of electrical connection / for main current circuit	on both sides nut keeper kit		
Type of connectable conductor cross-section, connection screw, width x thickness , min.	20 x 4 mm		
Auxiliary circuit			
number of CO contacts / for auxiliary contacts	0		
Environmental conditions			
protection class IP / on the front	IP40		
ambient temperature			
<ul style="list-style-type: none"> • during operation / minimum • during operation / maximum • during storage / minimum • during storage / maximum 	-25 °C		
	70 °C		
	-40 °C		
	80 °C		
Certificates			
reference code / acc. to IEC 81346-2	Q		
General Product Approval		EMC	Declaration of Conformity



[Miscellaneous](#)



EG-Konf.

Test Certificates		Shipping Approval		other	
Miscellaneous	Miscellaneous	 LRS	CCS / China Classification Society	Manufacturer Declaration	Miscellaneous

Further information

Information- and Downloadcenter (Catalogs, Brochures,...)

<http://www.siemens.com/lowvoltage/catalogs>

Industry Mall (Online ordering system)

<https://mall.industry.siemens.com/mall/en/en/Catalog/product?mfb=3VA2580-6HM32-0AA0>

Service&Support (Manuals, Certificates, Characteristics, FAQs,...)

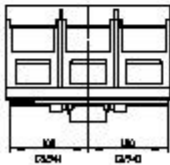
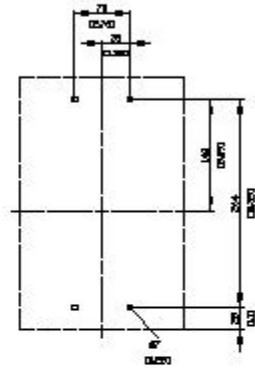
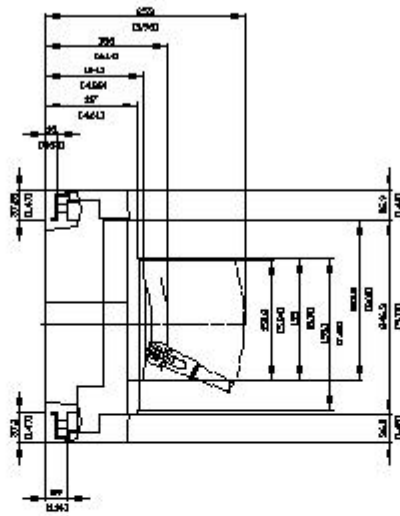
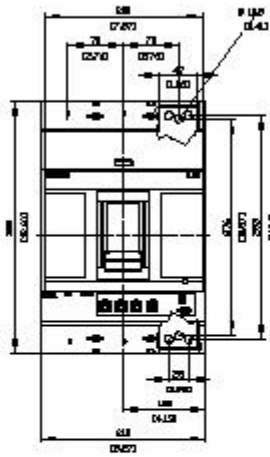
<https://support.industry.siemens.com/cs/ww/en/ps/3VA2580-6HM32-0AA0>

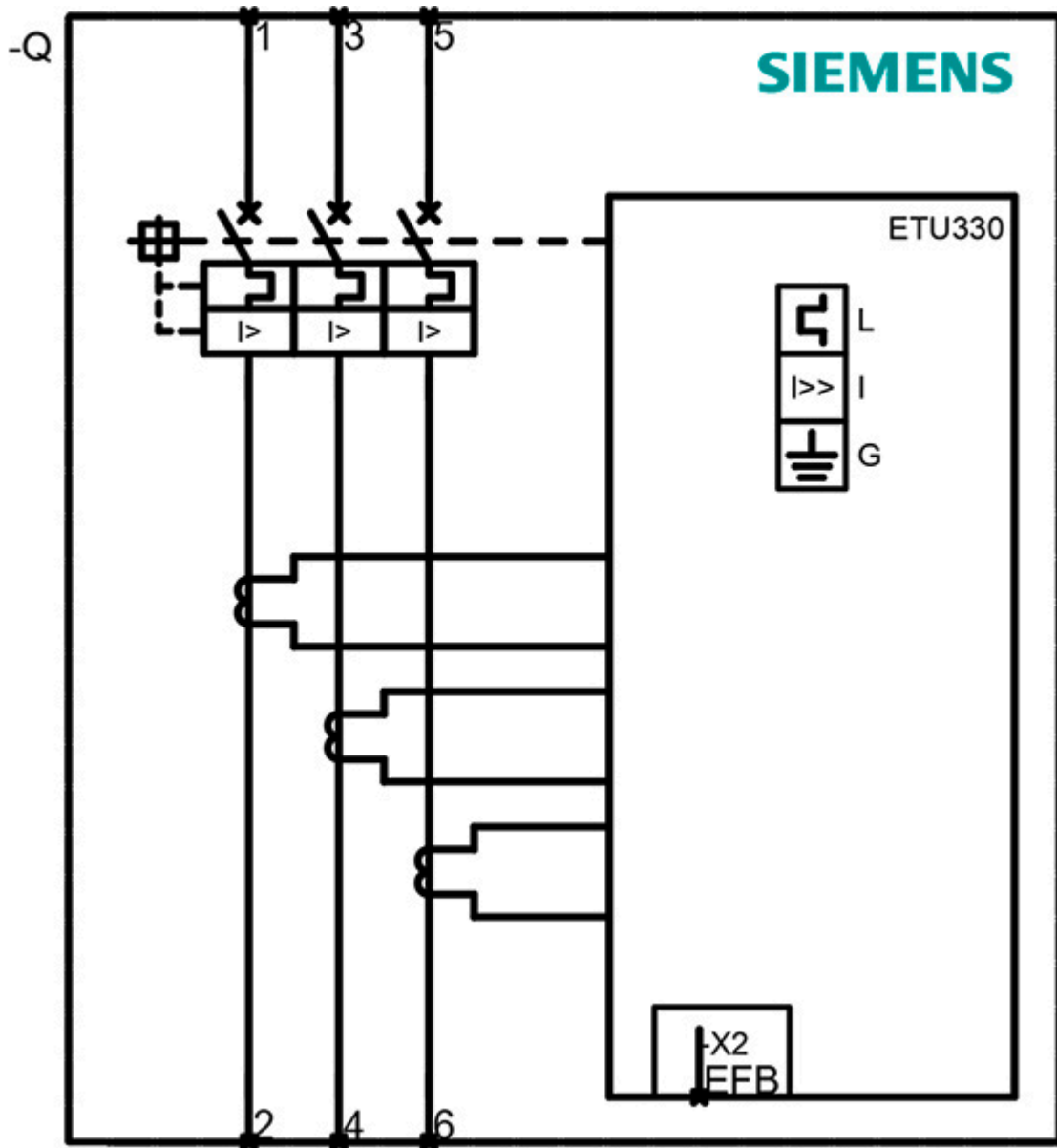
Image database (product images, 2D dimension drawings, 3D models, device circuit diagrams, ...)

http://www.automation.siemens.com/bilddb/cax_en.aspx?mfb=3VA2580-6HM32-0AA0

Tender specifications

<http://www.siemens.com/specifications>





last modified:

12/18/2020 [↗](#)