



circuit breaker 3VA2 IEC frame 1000 breaking capacity class H Icu=85kA @ 415V 4-pole, line protection ETU350, LSI, In=1000A overload protection Ir=400A...1000A short-circuit protection Isd=1.5...10 x Ir, li=10 x In N conductor protection adjustable (OFF, 50%, 100%) nut keeper kit


Model	
product brand name	SENTRON
product designation	Molded case circuit breaker
Product version	Line protection
design of the overcurrent release	ETU350
protection function of the overcurrent release	LSI
number of poles	4
General technical data	
Tension assignée d'isolement Ui	800 V
Max. rated operational voltage Ue with AC 50/60Hz	690 V
power loss [W] / maximum	330 W
Active power loss / for rated value of the current / at AC / in hot operating state / per pole	110 W
mechanical service life (switching cycles) / typical	10 000
Electrical endurance (switching cycles) / at AC-1 / at 380/415 V 50/60 Hz	4 900
Electrical endurance (switching cycles) / at AC-1 / at 690 V 50/60 Hz	3 400
Neutral conductors / upgradeable/retrofitable	No
ground-fault monitoring version	Without
product function	
• communication function	No
• other measurement function	No
Current	
Max. rated operational current of the frame size	1 000 A
Courant permanent assigné Iu	1 000 A
operational current	
• at 40 °C	1 000 A
• at 45 °C	1 000 A
• at 50 °C	1 000 A
• at 55 °C	1 000 A
• at 60 °C	955 A
• at 65 °C	885 A
• at 70 °C	815 A
Switching capacity according to IEC 60947	
switching capacity class of the circuit breaker	H
breaking capacity maximum short-circuit current (Icu)	
• at 240 V	110 kA

<ul style="list-style-type: none"> <li>• at 415 V</li> <li>• at 440 V</li> <li>• at 500 V</li> <li>• at 690 V</li> </ul>	85 kA		
<ul style="list-style-type: none"> <li>• at 415 V</li> <li>• at 440 V</li> <li>• at 500 V</li> <li>• at 690 V</li> </ul>	85 kA		
<ul style="list-style-type: none"> <li>• at 415 V</li> <li>• at 440 V</li> <li>• at 500 V</li> <li>• at 690 V</li> </ul>	55 kA		
<ul style="list-style-type: none"> <li>• at 415 V</li> <li>• at 440 V</li> <li>• at 500 V</li> <li>• at 690 V</li> </ul>	35 kA		
breaking capacity operating short-circuit current (Ics)			
<ul style="list-style-type: none"> <li>• at 240 V</li> <li>• at 415 V</li> <li>• at 440 V</li> <li>• at 500 V</li> <li>• at 690 V</li> </ul>	110 kA		
<ul style="list-style-type: none"> <li>• at 415 V</li> <li>• at 440 V</li> <li>• at 500 V</li> <li>• at 690 V</li> </ul>	85 kA		
<ul style="list-style-type: none"> <li>• at 440 V</li> <li>• at 500 V</li> <li>• at 690 V</li> </ul>	70 kA		
<ul style="list-style-type: none"> <li>• at 500 V</li> <li>• at 690 V</li> </ul>	55 kA		
<ul style="list-style-type: none"> <li>• at 690 V</li> </ul>	19 kA		
short-circuit current making capacity (Icm)			
<ul style="list-style-type: none"> <li>• at 240 V</li> <li>• at 415 V</li> <li>• at 440 V</li> <li>• at 500 V</li> <li>• at 690 V</li> </ul>	242 kA		
<ul style="list-style-type: none"> <li>• at 415 V</li> <li>• at 440 V</li> <li>• at 500 V</li> <li>• at 690 V</li> </ul>	187 kA		
<ul style="list-style-type: none"> <li>• at 440 V</li> <li>• at 500 V</li> <li>• at 690 V</li> </ul>	187 kA		
<ul style="list-style-type: none"> <li>• at 500 V</li> <li>• at 690 V</li> </ul>	121 kA		
<ul style="list-style-type: none"> <li>• at 690 V</li> </ul>	74 kA		
<b>Adjustable parameters</b>			
Adjustable response value current / I <sub>g</sub> min.	400 A		
Adjustable response value current / I <sub>g</sub> min.	1 000 A		
Adjustable response value current / I <sub>g</sub> min.	0.5		
Adjustable response value current / I <sub>g</sub> min.	17		
Adjustable response value current / I <sub>g</sub> min.	1 500 A		
Adjustable response value current / I <sub>g</sub> min.	10 000 A		
Adjustable response value current / I <sub>g</sub> min.	0.04 s		
Adjustable response value current / I <sub>g</sub> min.	0.4 s		
Adjustable response value current / I <sub>i</sub> min.	10 000 A		
Adjustable response value current / I <sub>i</sub> max.	10 000 A		
design of the N-conductor protection	adjustable OFF; 50%; 100%		
Ground fault protection / tripping switchable / I <sub>2t</sub> =ON/OFF	No		
<b>Mechanical Design</b>			
height [in]	12.6 in		
Height	320 mm		
width [in]	11 in		
Width	280 mm		
depth [in]	4.7 in		
depth	120 mm		
<b>Connections</b>			
arrangement of electrical connectors / for main current circuit	Front terminal		
type of electrical connection / for main current circuit	on both sides nut keeper kit		
Type of connectable conductor cross-section, connection screw, width x thickness , min.	20 x 4 mm		
<b>Auxiliary circuit</b>			
number of CO contacts / for auxiliary contacts	0		
<b>Environmental conditions</b>			
protection class IP / on the front	IP40		
ambient temperature			
<ul style="list-style-type: none"> <li>• during operation / minimum</li> <li>• during operation / maximum</li> <li>• during storage / minimum</li> <li>• during storage / maximum</li> </ul>	-25 °C		
	70 °C		
	-40 °C		
	80 °C		
<b>Certificates</b>			
reference code / acc. to IEC 81346-2	Q		
<b>General Product Approval</b>		<b>EMC</b>	<b>Declaration of Conformity</b>



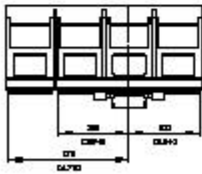
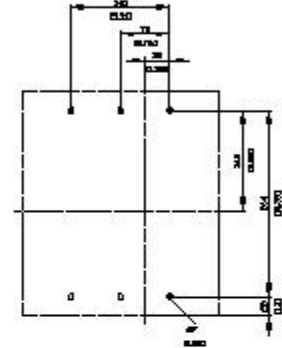
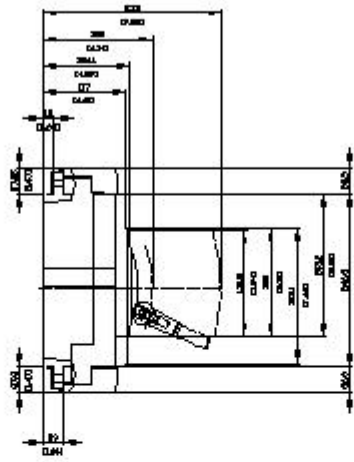
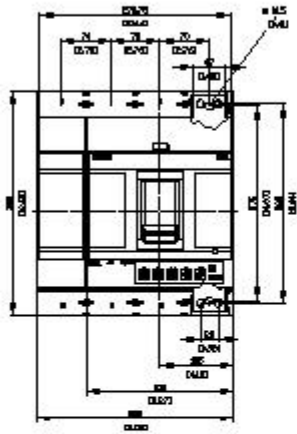
[Miscellaneous](#)

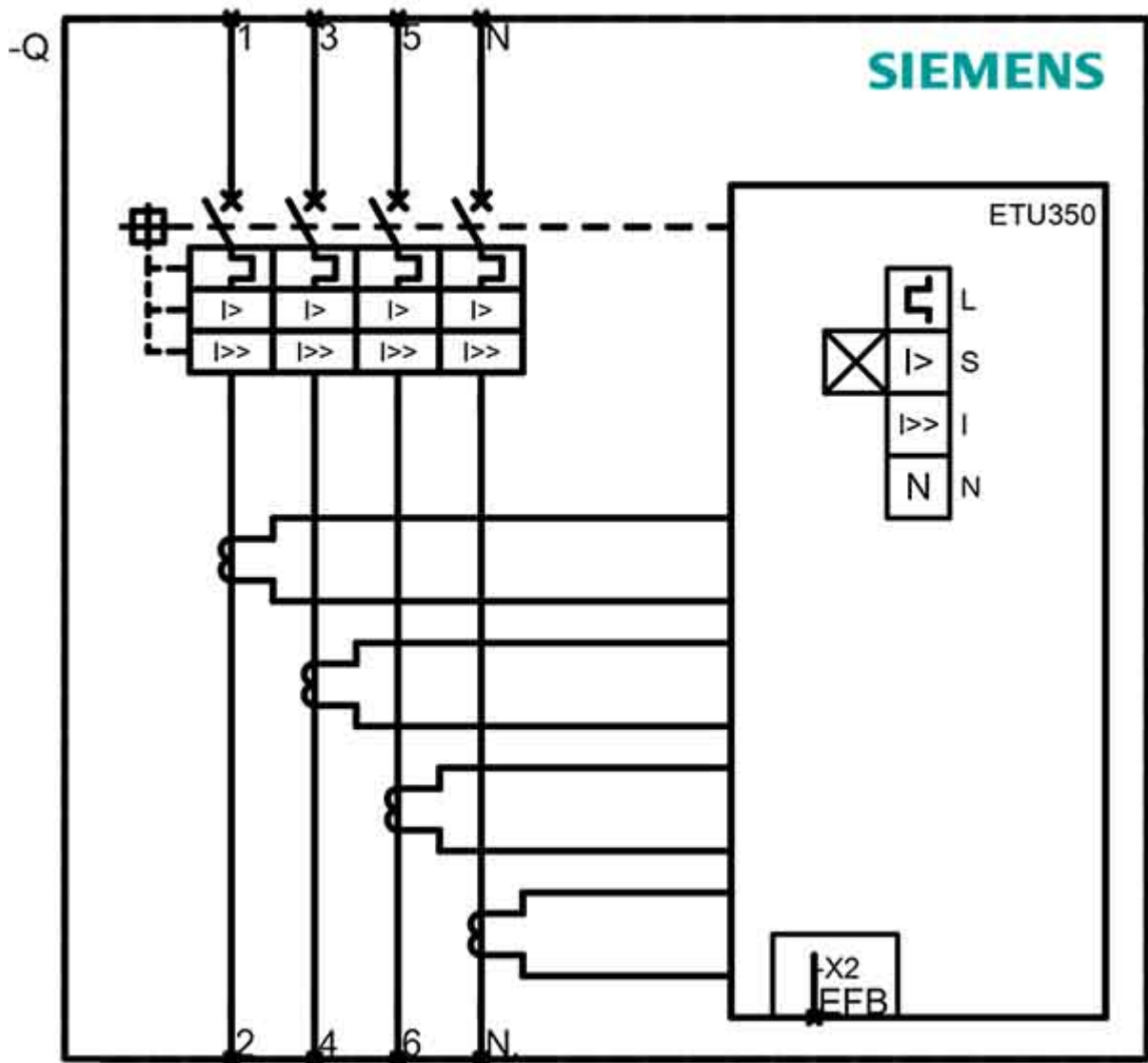


Test Certificates		Shipping Approval		other	
<a href="#">Miscellaneous</a>	<a href="#">Miscellaneous</a>	 LRS	<a href="#">CCS / China Classification Society</a>	<a href="#">Manufacturer Declaration</a>	<a href="#">Miscellaneous</a>

**Further information**

- Information- and Downloadcenter (Catalogs, Brochures,...)  
<http://www.siemens.com/lowvoltage/catalogs>
- Industry Mall (Online ordering system)  
<https://mall.industry.siemens.com/mall/en/en/Catalog/product?mfb=3VA2510-6HN42-0AA0>
- Service&Support (Manuals, Certificates, Characteristics, FAQs,...)  
<https://support.industry.siemens.com/cs/ww/en/ps/3VA2510-6HN42-0AA0>
- Image database (product images, 2D dimension drawings, 3D models, device circuit diagrams, ...)  
[http://www.automation.siemens.com/bilddb/cax\\_en.aspx?mfb=3VA2510-6HN42-0AA0](http://www.automation.siemens.com/bilddb/cax_en.aspx?mfb=3VA2510-6HN42-0AA0)
- Tender specifications  
<http://www.siemens.com/specifications>





last modified:

12/18/2020 