



circuit breaker 3VA2 IEC frame 630 breaking capacity class M Icu=55kA @ 415V 3-pole, line protection ETU350, LSI, In=630A overload protection Ir=250A...630A short-circuit protection Isd=1.5...9x Ir, li=9x In nut keeper kit

Model	
product brand name	SETRON
product designation	Molded case circuit breaker
Product version	Line protection
design of the overcurrent release	ETU350
protection function of the overcurrent release	LSI
number of poles	3
General technical data	
Tension assignée d'isolement Ui	800 V
Max. rated operational voltage Ue with AC 50/60Hz	690 V
power loss [W] / maximum	162 W
Active power loss / for rated value of the current / at AC / in hot operating state / per pole	54 W
mechanical service life (switching cycles) / typical	15 000
Electrical endurance (switching cycles) / at AC-1 / at 380/415 V 50/60 Hz	4 000
Electrical endurance (switching cycles) / at AC-1 / at 690 V 50/60 Hz	4 000
Neutral conductors / upgradeable/retrofitable	No
ground-fault monitoring version	Without
product function	
• communication function	No
• other measurement function	No
net weight	5.173 kg
Current	
Max. rated operational current of the frame size	630 A
Courant permanent assigné Iu	630 A
operational current	
• at 40 °C	630 A
• at 45 °C	612 A
• at 50 °C	593 A
• at 55 °C	575 A
• at 60 °C	557 A
• at 65 °C	538 A
• at 70 °C	520 A
Switching capacity according to IEC 60947	
switching capacity class of the circuit breaker	M
breaking capacity maximum short-circuit current (Icu)	

<ul style="list-style-type: none"> • at 240 V • at 415 V • at 440 V • at 500 V • at 690 V 	85 kA
	55 kA
	55 kA
	36 kA
	6 kA
breaking capacity operating short-circuit current (Ics)	
<ul style="list-style-type: none"> • at 240 V • at 415 V • at 440 V • at 500 V • at 690 V 	85 kA
	55 kA
	55 kA
	36 kA
	6 kA
short-circuit current making capacity (Icm)	
<ul style="list-style-type: none"> • at 240 V • at 415 V • at 690 V 	187 kA
	121 kA
	9 kA
Adjustable parameters	
Adjustable response value current / I _g min.	250 A
Adjustable response value current / I _g min.	630 A
Adjustable response value current / I _g min.	0.5
Adjustable response value current / I _g min.	12
Adjustable response value current / I _g min.	945 A
Adjustable response value current / I _g min.	5 670 A
Short-term delayed / tripping switchable / I _{2t} =ON/OFF	No
Adjustable response value current / I _g min.	0.02 s
Adjustable response value current / I _g min.	0.4 s
Adjustable response value current / I _i min.	5 670 A
Adjustable response value current / I _i max.	5 670 A
Ground fault protection / tripping switchable / I _{2t} =ON/OFF	No
Mechanical Design	
height [in]	9.8 in
Height	248 mm
width [in]	5.4 in
Width	138 mm
depth [in]	4.3 in
depth	110 mm
Connections	
arrangement of electrical connectors / for main current circuit	Front terminal
type of electrical connection / for main current circuit	on both sides nut keeper kit
Type of connectable conductor cross-section, connection screw, width x thickness , min.	20 x 1 mm
Type of connectable conductor cross-section, connection screw, width x thickness , max.	35 x 10 mm
Auxiliary circuit	
number of CO contacts / for auxiliary contacts	0
Accessories	
product extension / optional / motor drive	Yes
Environmental conditions	
protection class IP / on the front	IP40
ambient temperature	
<ul style="list-style-type: none"> • during operation / minimum • during operation / maximum • during storage / minimum • during storage / maximum 	-25 °C
	70 °C
	-40 °C
	80 °C
Certificates	
reference code / acc. to IEC 81346-2	Q
General Product Approval	EMC



[Miscellaneous](#)



Declaration of Conformity	Test Certificates			Shipping Approval	
---------------------------	-------------------	--	--	-------------------	--



EG-Konf.

[Special Test Certificate](#)

[Type Test Certificates/Test Report](#)

[Miscellaneous](#)



ABS



ABS

Shipping Approval	other				
-------------------	-------	--	--	--	--



BUREAU VERITAS



LRS



RMRS

[CCS / China Classification Society](#)

[Manufacturer Declaration](#)

[Miscellaneous](#)

Further information

Information- and Downloadcenter (Catalogs, Brochures,...)

<http://www.siemens.com/lowvoltage/catalogs>

Industry Mall (Online ordering system)

<https://mall.industry.siemens.com/mall/en/en/Catalog/product?mlfb=3VA2463-5HN32-0AA0>

Service&Support (Manuals, Certificates, Characteristics, FAQs,...)

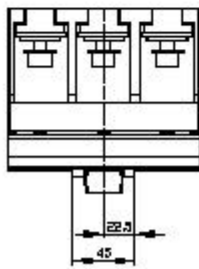
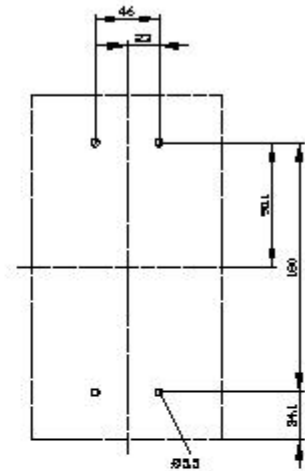
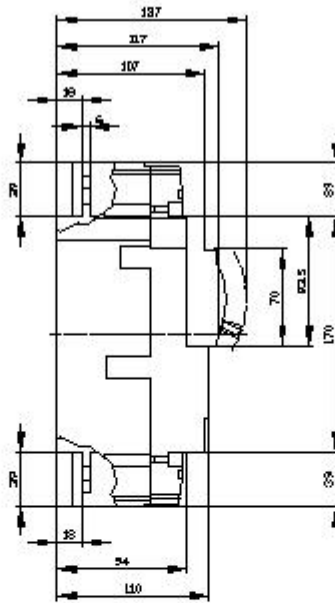
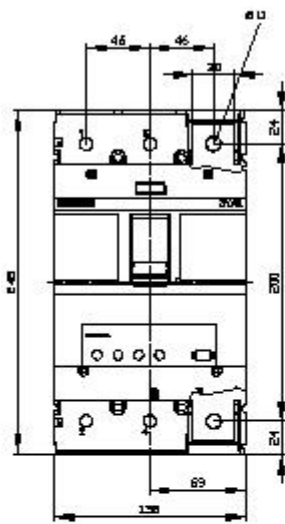
<https://support.industry.siemens.com/cs/ww/en/ps/3VA2463-5HN32-0AA0>

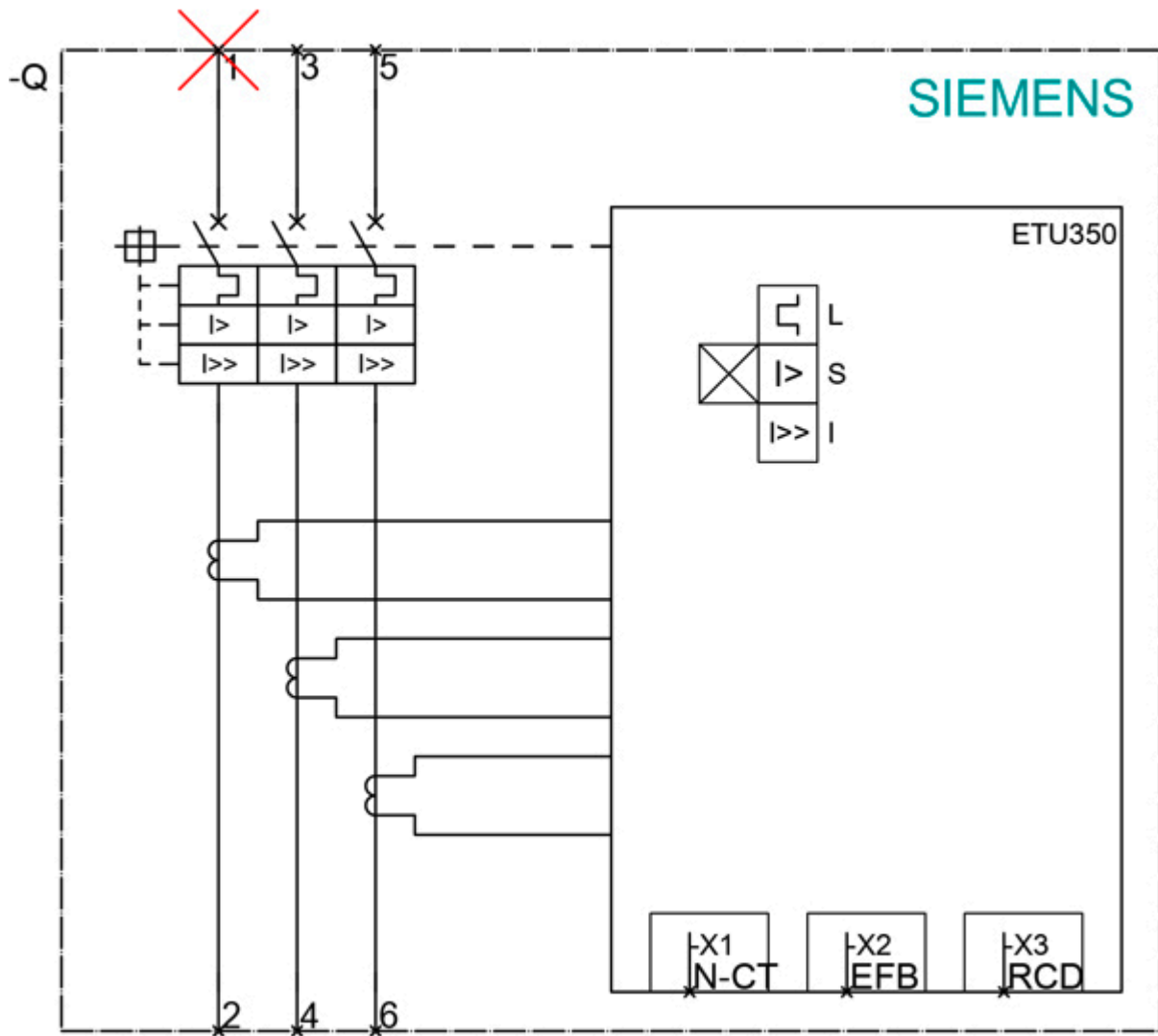
Image database (product images, 2D dimension drawings, 3D models, device circuit diagrams, ...)

http://www.automation.siemens.com/bilddb/cax_en.aspx?mlfb=3VA2463-5HN32-0AA0

Tender specifications

<http://www.siemens.com/specifications>





last modified:

12/1/2020 