



circuit breaker 3VA2 IEC frame 400 breaking capacity class M Icu=55kA @ 415V 4-pole, line protection ETU330, LIG, In=400A overload protection Ir=160A...400A short-circuit protection Ii=1.5...10 x In N conductor protection adjustable (OFF, 50%, 100%) ground-fault protection Ig=0.2...1 x In= tg=0.1/0.3s nut keeper kit

Model	
product brand name	SENTRON
product designation	Molded case circuit breaker
Product version	Line protection
design of the overcurrent release	ETU330
protection function of the overcurrent release	LIG
number of poles	4
General technical data	
Tension assignée d'isolement Ui	800 V
Max. rated operational voltage Ue with AC 50/60Hz	690 V
power loss [W] / maximum	96 W
Active power loss / for rated value of the current / at AC / in hot operating state / per pole	32 W
mechanical service life (switching cycles) / typical	20 000
Electrical endurance (switching cycles) / at AC-1 / at 380/415 V 50/60 Hz	6 000
Electrical endurance (switching cycles) / at AC-1 / at 690 V 50/60 Hz	5 000
Neutral conductors / upgradeable/retrofitable	No
ground-fault monitoring version	Summation current formation L + N conductor
product function	
• communication function	No
• other measurement function	No
net weight	5.7 kg
Current	
Max. rated operational current of the frame size	400 A
Courant permanent assigné Iu	400 A
operational current	
• at 40 °C	400 A
• at 45 °C	400 A
• at 50 °C	400 A
• at 55 °C	385 A
• at 60 °C	370 A
• at 65 °C	355 A
• at 70 °C	340 A
Switching capacity according to IEC 60947	
switching capacity class of the circuit breaker	M
breaking capacity maximum short-circuit current (Icu)	

<ul style="list-style-type: none"> • at 240 V • at 415 V • at 440 V • at 500 V • at 690 V 	85 kA
	55 kA
	55 kA
	36 kA
	5 kA
breaking capacity operating short-circuit current (Ics)	
<ul style="list-style-type: none"> • at 240 V • at 415 V • at 440 V • at 500 V • at 690 V 	85 kA
	55 kA
	55 kA
	36 kA
	5 kA
short-circuit current making capacity (Icm)	
<ul style="list-style-type: none"> • at 240 V • at 415 V • at 690 V 	187 kA
	121 kA
	7.5 kA
Adjustable parameters	
Adjustable response value current / I _g min.	160 A
Adjustable response value current / I _g min.	400 A
Adjustable response value current / I _g min.	0.5
Adjustable response value current / I _g min.	17
Short-term delayed / tripping switchable / I _{2t} =ON/OFF	No
Adjustable response value current / I _i min.	600 A
Adjustable response value current / I _i max.	4 000 A
design of the N-conductor protection	adjustable OFF; 50%; 100%
Ground fault protection can be switched ON/OFF	No
Ground fault protection / tripping switchable / I _{2t} =ON/OFF	Yes
Adjustable response value current / I _g min.	80 A
Adjustable response value current / I _g max.	400 A
Adjustable response value current / t _g min.	0.1 s
Adjustable response value current / I _g min.	0.3 s
Adjustable response value current / for G-tripping / with I _{2t} characteristic / min.	0 A
Adjustable response value current / for G-tripping / with I _{2t} characteristic / max.	0 A
Mechanical Design	
height [in]	9.8 in
Height	248 mm
width [in]	7.2 in
Width	184 mm
depth [in]	4.3 in
depth	110 mm
Connections	
arrangement of electrical connectors / for main current circuit	Front terminal
type of electrical connection / for main current circuit	on both sides nut keeper kit
Type of connectable conductor cross-section, connection screw, width x thickness , min.	20 x 1 mm
Type of connectable conductor cross-section, connection screw, width x thickness , max.	35 x 10 mm
Auxiliary circuit	
number of CO contacts / for auxiliary contacts	0
Accessories	
product extension / optional / motor drive	Yes
Environmental conditions	
protection class IP / on the front	IP40
ambient temperature	
<ul style="list-style-type: none"> • during operation / minimum • during operation / maximum • during storage / minimum 	-25 °C
	70 °C
	-40 °C

• during storage / maximum

80 °C

Certificates

reference code / acc. to IEC 81346-2

Q

General Product Approval

EMC



[Miscellaneous](#)



Declaration of Conformity

Test Certificates

Shipping Approval



EG-Konf.

[Type Test Certificates/Test Report](#)

[Special Test Certificate](#)

[Miscellaneous](#)



ABS



ABS

Shipping Approval

other



LRS



RMRS

[CCS / China Classification Society](#)

[Manufacturer Declaration](#)

[Miscellaneous](#)

Further information

Information- and Downloadcenter (Catalogs, Brochures,...)

<http://www.siemens.com/lowvoltage/catalogs>

Industry Mall (Online ordering system)

<https://mall.industry.siemens.com/mall/en/en/Catalog/product?mfb=3VA2340-5HM42-0AA0>

Service&Support (Manuals, Certificates, Characteristics, FAQs,...)

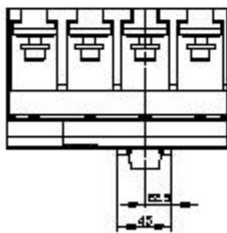
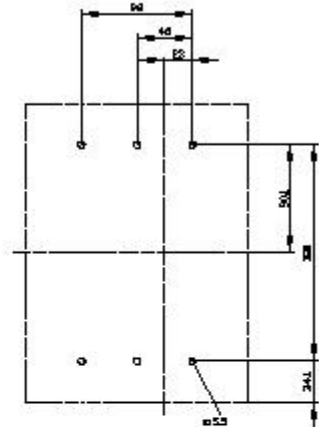
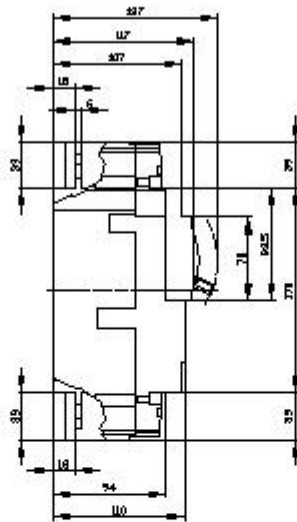
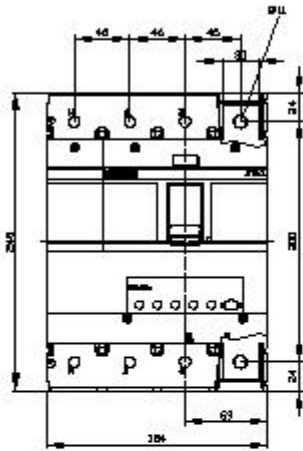
<https://support.industry.siemens.com/cs/ww/en/ps/3VA2340-5HM42-0AA0>

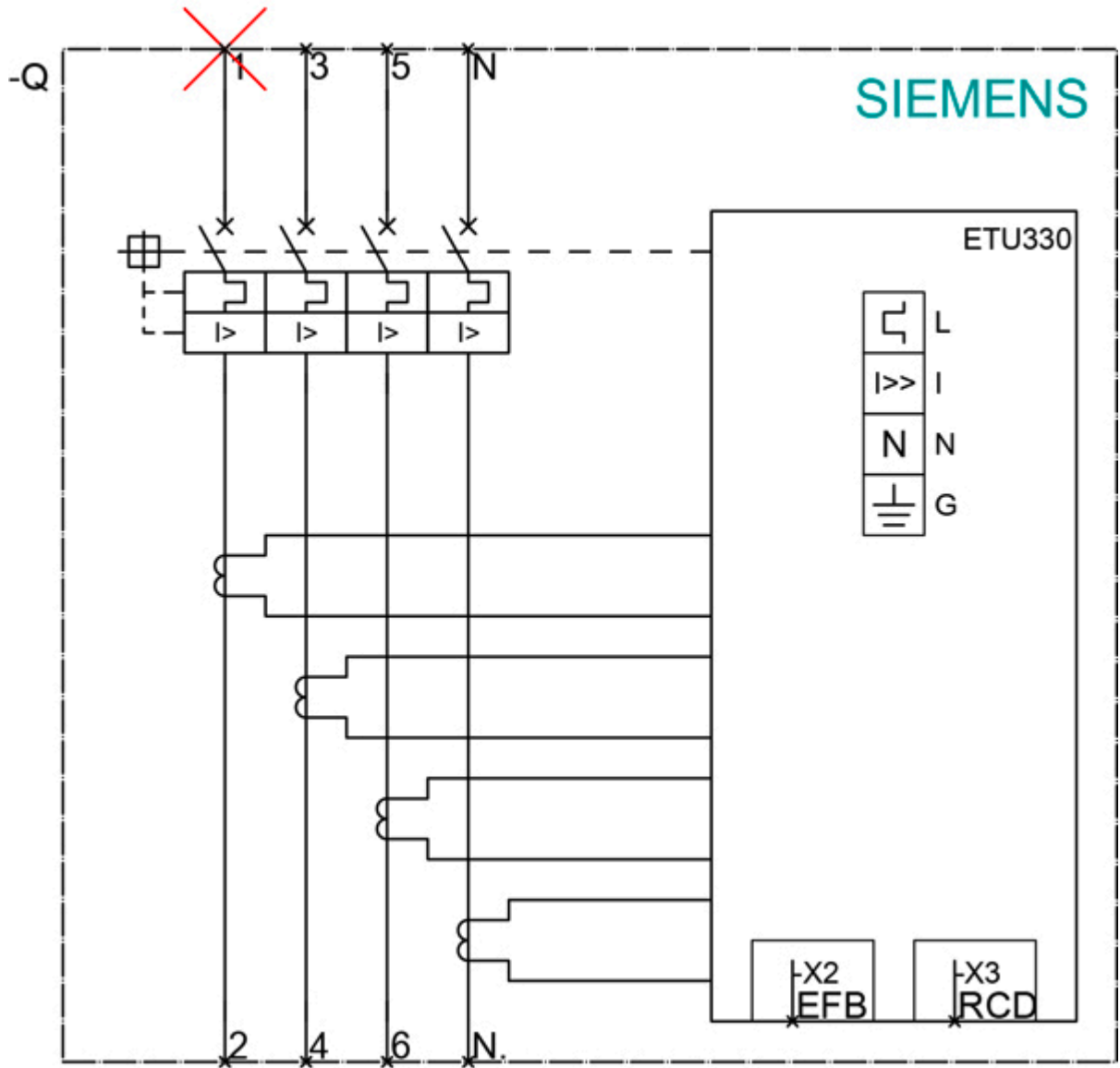
Image database (product images, 2D dimension drawings, 3D models, device circuit diagrams, ...)

http://www.automation.siemens.com/bilddb/cax_en.aspx?mfb=3VA2340-5HM42-0AA0

Tender specifications

<http://www.siemens.com/specifications>





last modified:

12/18/2020