



circuit breaker 3VA2 IEC frame 250 breaking capacity class M Icu=55kA @ 415V 3-pole, line protection ETU330, LIG, In=250A overload protection Ir=100A...250A short-circuit protection Ii=1.5...10 x In ground-fault protection Ig=0.2...1 x In, tg=0.1/0.3s nut keeper kit

| Model  |   |
|--|---|
| product brand name   | SENTRON                                 |
| product designation  | Molded case circuit breaker             |
| Product version  | Line protection                         |
| design of the overcurrent release  | ETU330                                  |
| protection function of the overcurrent release   | LIG                                     |
| number of poles  | 3                                       |
| General technical data   |   |
| Tension assignée d'isolement Ui  | 800 V                                   |
| Max. rated operational voltage Ue with AC 50/60Hz  | 690 V                                   |
| power loss [W] / maximum   | 48 W                                    |
| Active power loss / for rated value of the current / at AC / in hot operating state / per pole | 16 W                                    |
| mechanical service life (switching cycles) / typical   | 20 000                                  |
| Electrical endurance (switching cycles) / at AC-1 / at 380/415 V 50/60 Hz                      | 10 000                                  |
| Electrical endurance (switching cycles) / at AC-1 / at 690 V 50/60 Hz                          | 5 000                                   |
| Neutral conductors / upgradeable/retrofitable  | No                                      |
| ground-fault monitoring version  | Summation current formation L-conductor |
| product function   |   |
| • communication function   | No                                      |
| • other measurement function   | No                                      |
| net weight   | 2.247 kg                                |
| Current  |   |
| Max. rated operational current of the frame size   | 250 A                                   |
| Courant permanent assigné Iu   | 250 A                                   |
| operational current  |   |
| • at 40 °C   | 250 A                                   |
| • at 45 °C   | 250 A                                   |
| • at 50 °C   | 250 A                                   |
| • at 55 °C   | 241 A                                   |
| • at 60 °C   | 232 A                                   |
| • at 65 °C   | 222 A                                   |
| • at 70 °C   | 213 A                                   |
| Switching capacity according to IEC 60947  |   |
| switching capacity class of the circuit breaker  | M                                       |
| breaking capacity maximum short-circuit current (Icu)  |   |

|  |                              |
|--|------------------------------|
| <ul style="list-style-type: none"> <li>• at 240 V</li> <li>• at 415 V</li> <li>• at 440 V</li> <li>• at 500 V</li> <li>• at 690 V</li> </ul> | 85 kA                        |
|  | 55 kA                        |
|  | 55 kA                        |
|  | 36 kA                        |
|  | 3 kA                         |
| breaking capacity operating short-circuit current (Ics)  |                              |
| <ul style="list-style-type: none"> <li>• at 240 V</li> <li>• at 415 V</li> <li>• at 440 V</li> <li>• at 500 V</li> <li>• at 690 V</li> </ul> | 85 kA                        |
|  | 55 kA                        |
|  | 55 kA                        |
|  | 36 kA                        |
|  | 3 kA                         |
| short-circuit current making capacity (Icm)  |                              |
| <ul style="list-style-type: none"> <li>• at 240 V</li> <li>• at 415 V</li> <li>• at 440 V</li> <li>• at 500 V</li> <li>• at 690 V</li> </ul> | 187 kA                       |
|  | 121 kA                       |
|  | 121 kA                       |
|  | 76 kA                        |
|  | 4.5 kA                       |
| <b>Adjustable parameters</b>   |                              |
| Adjustable response value current / I <sub>g</sub> min.  | 100 A                        |
| Adjustable response value current / I <sub>g</sub> min.  | 250 A                        |
| Adjustable response value current / I <sub>g</sub> min.  | 0.5                          |
| Adjustable response value current / I <sub>g</sub> min.  | 15                           |
| Short-term delayed / tripping switchable / I <sub>2t</sub> =ON/OFF   | No                           |
| Adjustable response value current / I <sub>i</sub> min.  | 375 A                        |
| Adjustable response value current / I <sub>i</sub> max.  | 2 500 A                      |
| Ground fault protection can be switched ON/OFF   | No                           |
| Ground fault protection / tripping switchable / I <sub>2t</sub> =ON/OFF  | Yes                          |
| Adjustable response value current / I <sub>g</sub> min.  | 50 A                         |
| Adjustable response value current / I <sub>g</sub> max.  | 250 A                        |
| Adjustable response value current / t <sub>g</sub> min.  | 0.1 s                        |
| Adjustable response value current / I <sub>g</sub> min.  | 0.3 s                        |
| Adjustable response value current / for G-tripping / with I <sub>2t</sub> characteristic / min.  | 0 A                          |
| Adjustable response value current / for G-tripping / with I <sub>2t</sub> characteristic / max.  | 0 A                          |
| <b>Mechanical Design</b>   |                              |
| height [in]  | 7.1 in                       |
| Height   | 181 mm                       |
| width [in]   | 4.1 in                       |
| Width  | 105 mm                       |
| depth [in]   | 3.4 in                       |
| depth  | 86 mm                        |
| <b>Connections</b>   |                              |
| arrangement of electrical connectors / for main current circuit  | Front terminal               |
| type of electrical connection / for main current circuit   | on both sides nut keeper kit |
| Type of connectable conductor cross-section, connection screw, width x thickness , min.  | 13 x 1 mm                    |
| Type of connectable conductor cross-section, connection screw, width x thickness , max.  | 25 x 8.5 mm                  |
| <b>Auxiliary circuit</b>   |                              |
| number of CO contacts / for auxiliary contacts   | 0                            |
| <b>Accessories</b>   |                              |
| product extension / optional / motor drive   | Yes                          |
| <b>Environmental conditions</b>  |                              |
| protection class IP / on the front   | IP40                         |
| ambient temperature  |                              |
| <ul style="list-style-type: none"> <li>• during operation / minimum</li> <li>• during operation / maximum</li> </ul>                         | -25 °C                       |
|  | 70 °C                        |

- during storage / minimum
- during storage / maximum

-40 °C  
80 °C

### Certificates

reference code / acc. to IEC 81346-2

Q

### General Product Approval



[Miscellaneous](#)



| EMC | Declaration of Conformity | Test Certificates | Shipping Approval |  |  |
|-----|---------------------------|-------------------|-------------------|--|--|
|-----|---------------------------|-------------------|-------------------|--|--|



[Type Test Certificates/Test Report](#)

[Miscellaneous](#)

[Special Test Certificate](#)



| Shipping Approval | other |  |  |  |  |
|-------------------|-------|--|--|--|--|
|-------------------|-------|--|--|--|--|



[CCS / China Classification Society](#)

[Manufacturer Declaration](#)

[Miscellaneous](#)

### Further information

Information- and Downloadcenter (Catalogs, Brochures,...)

<http://www.siemens.com/lowvoltage/catalogs>

Industry Mall (Online ordering system)

<https://mall.industry.siemens.com/mall/en/en/Catalog/product?mlfb=3VA2225-5HM32-0AA0>

Service&Support (Manuals, Certificates, Characteristics, FAQs,...)

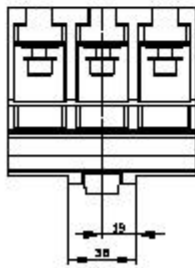
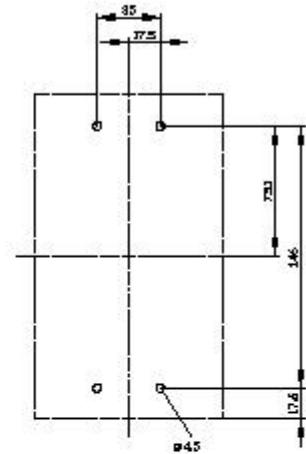
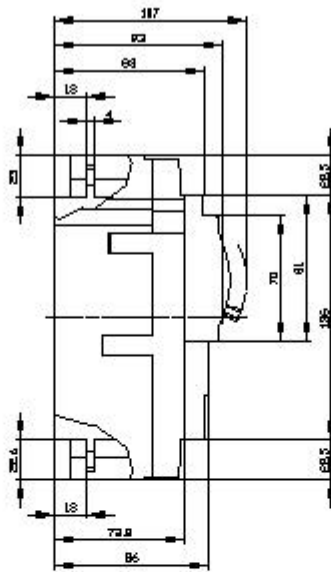
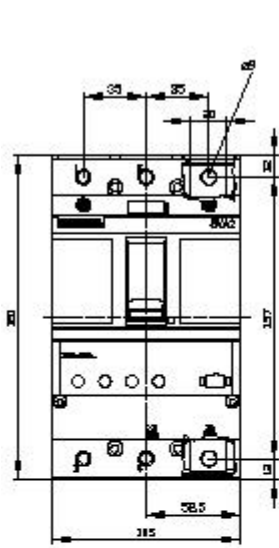
<https://support.industry.siemens.com/cs/ww/en/ps/3VA2225-5HM32-0AA0>

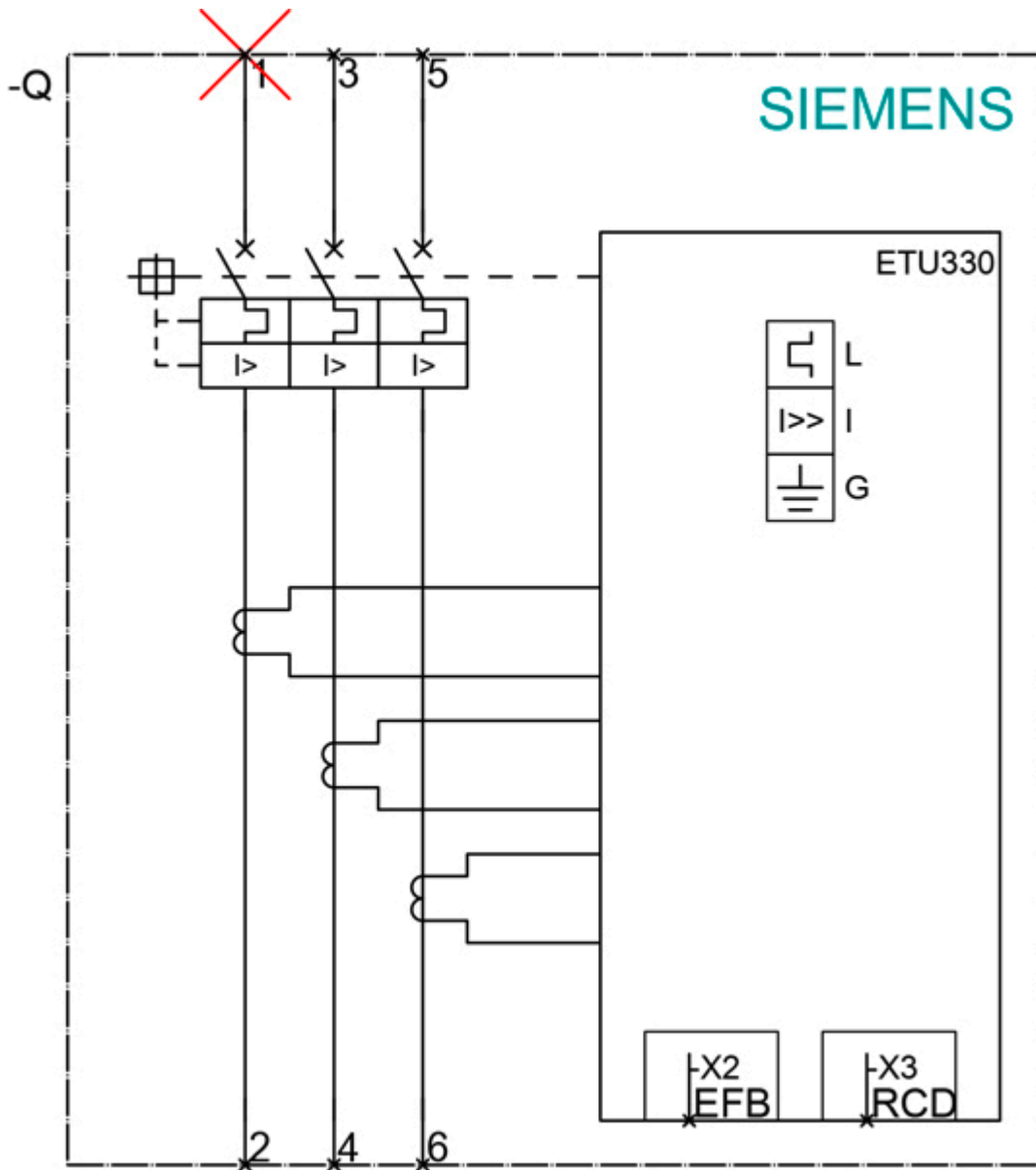
Image database (product images, 2D dimension drawings, 3D models, device circuit diagrams, ...)

[http://www.automation.siemens.com/bilddb/cax\\_en.aspx?mlfb=3VA2225-5HM32-0AA0](http://www.automation.siemens.com/bilddb/cax_en.aspx?mlfb=3VA2225-5HM32-0AA0)

Tender specifications

<http://www.siemens.com/specifications>





last modified:

12/18/2020