



circuit breaker 3VA2 IEC frame 100 breaking capacity class H Icu=85kA @ 415V 3-pole, line protection ETU350, LSI, In=63A overload protection Ir=25A...63A short-circuit protection Isd=1.5...10 x Ir, li=12 x In nut keeper kit

| Model | |
|--|-----------------------------|
| product brand name | SETRON |
| product designation | Molded case circuit breaker |
| Product version | Line protection |
| design of the overcurrent release | ETU350 |
| protection function of the overcurrent release | LSI |
| number of poles | 3 |
| General technical data | |
| Tension assignée d'isolement Ui | 800 V |
| Max. rated operational voltage Ue with AC 50/60Hz | 690 V |
| power loss [W] / maximum | 5.4 W |
| Active power loss / for rated value of the current / at AC / in hot operating state / per pole | 1.8 W |
| mechanical service life (switching cycles) / typical | 20 000 |
| Electrical endurance (switching cycles) / at AC-1 / at 380/415 V 50/60 Hz | 14 000 |
| Electrical endurance (switching cycles) / at AC-1 / at 690 V 50/60 Hz | 8 000 |
| Neutral conductors / upgradeable/retrofitable | No |
| ground-fault monitoring version | Without |
| product function | |
| • communication function | No |
| • other measurement function | No |
| net weight | 2.28 kg |
| Current | |
| Max. rated operational current of the frame size | 100 A |
| Courant permanent assigné Iu | 63 A |
| operational current | |
| • at 40 °C | 63 A |
| • at 45 °C | 63 A |
| • at 50 °C | 63 A |
| • at 55 °C | 63 A |
| • at 60 °C | 63 A |
| • at 65 °C | 63 A |
| • at 70 °C | 63 A |
| Switching capacity according to IEC 60947 | |
| switching capacity class of the circuit breaker | H |
| breaking capacity maximum short-circuit current (Icu) | |

| | |
|--|--|
| <ul style="list-style-type: none"> • at 240 V • at 415 V • at 440 V • at 500 V • at 690 V | 110 kA 85 kA 85 kA 55 kA 2 kA |
| breaking capacity operating short-circuit current (Ics) <ul style="list-style-type: none"> • at 240 V • at 415 V • at 440 V • at 500 V • at 690 V | 110 kA 85 kA 85 kA 55 kA 2 kA |
| short-circuit current making capacity (Icm) <ul style="list-style-type: none"> • at 240 V • at 415 V • at 440 V • at 500 V • at 690 V | 242 kA 187 kA 187 kA 121 kA 3 kA |
| Adjustable parameters | |
| Adjustable response value current / I _g min. | 25 A |
| Adjustable response value current / I _g min. | 63 A |
| Adjustable response value current / I _g min. | 0.5 |
| Adjustable response value current / I _g min. | 17 |
| Adjustable response value current / I _g min. | 95 A |
| Adjustable response value current / I _g min. | 630 A |
| Short-term delayed / tripping switchable / I _{2t} =ON/OFF | No |
| Adjustable response value current / I _g min. | 0.02 s |
| Adjustable response value current / I _g min. | 0.4 s |
| Adjustable response value current / I _i min. | 756 A |
| Adjustable response value current / I _i max. | 756 A |
| Ground fault protection / tripping switchable / I _{2t} =ON/OFF | No |
| Mechanical Design | |
| height [in] | 7.1 in |
| Height | 181 mm |
| width [in] | 4.1 in |
| Width | 105 mm |
| depth [in] | 3.4 in |
| depth | 86 mm |
| Connections | |
| arrangement of electrical connectors / for main current circuit | Front terminal |
| type of electrical connection / for main current circuit | on both sides nut keeper kit |
| Type of connectable conductor cross-section, connection screw, width x thickness , min. | 13 x 1 mm |
| Type of connectable conductor cross-section, connection screw, width x thickness , max. | 25 x 8.5 mm |
| Auxiliary circuit | |
| number of CO contacts / for auxiliary contacts | 0 |
| Accessories | |
| product extension / optional / motor drive | Yes |
| Environmental conditions | |
| protection class IP / on the front | IP40 |
| ambient temperature | |
| <ul style="list-style-type: none"> • during operation / minimum • during operation / maximum • during storage / minimum • during storage / maximum | -25 °C 70 °C -40 °C 80 °C |
| Certificates | |
| reference code / acc. to IEC 81346-2 | Q |

General Product Approval



[Miscellaneous](#)



EMC

Declaration of
Conformity

Test Certificates

Shipping Approval



[Type Test
Certificates/Test
Report](#)

[Special Test
Certificate](#)

[Miscellaneous](#)



Shipping Approval

other



[CCS / China
Classification
Society](#)

[Manufacturer
Declaration](#)

other

[Miscellaneous](#)

Further information

Information- and Downloadcenter (Catalogs, Brochures,...)

<http://www.siemens.com/lowvoltage/catalogs>

Industry Mall (Online ordering system)

<https://mall.industry.siemens.com/mall/en/en/Catalog/product?mlfb=3VA2063-6HN32-0AA0>

Service&Support (Manuals, Certificates, Characteristics, FAQs,...)

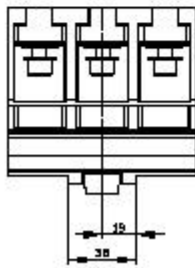
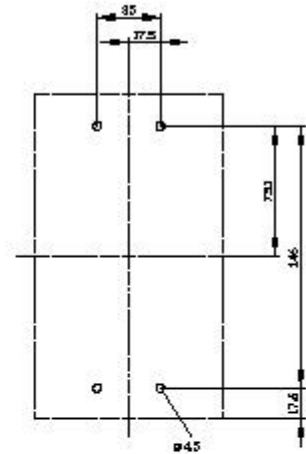
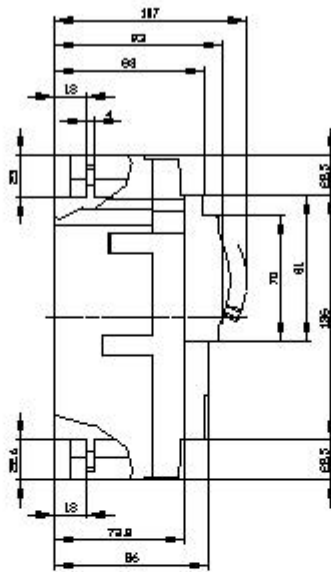
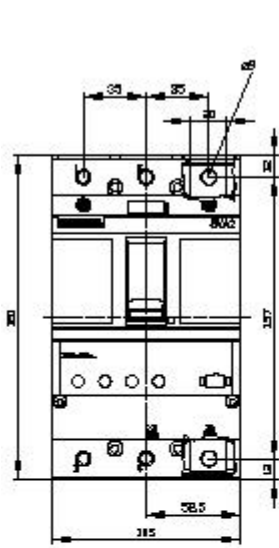
<https://support.industry.siemens.com/cs/ww/en/ps/3VA2063-6HN32-0AA0>

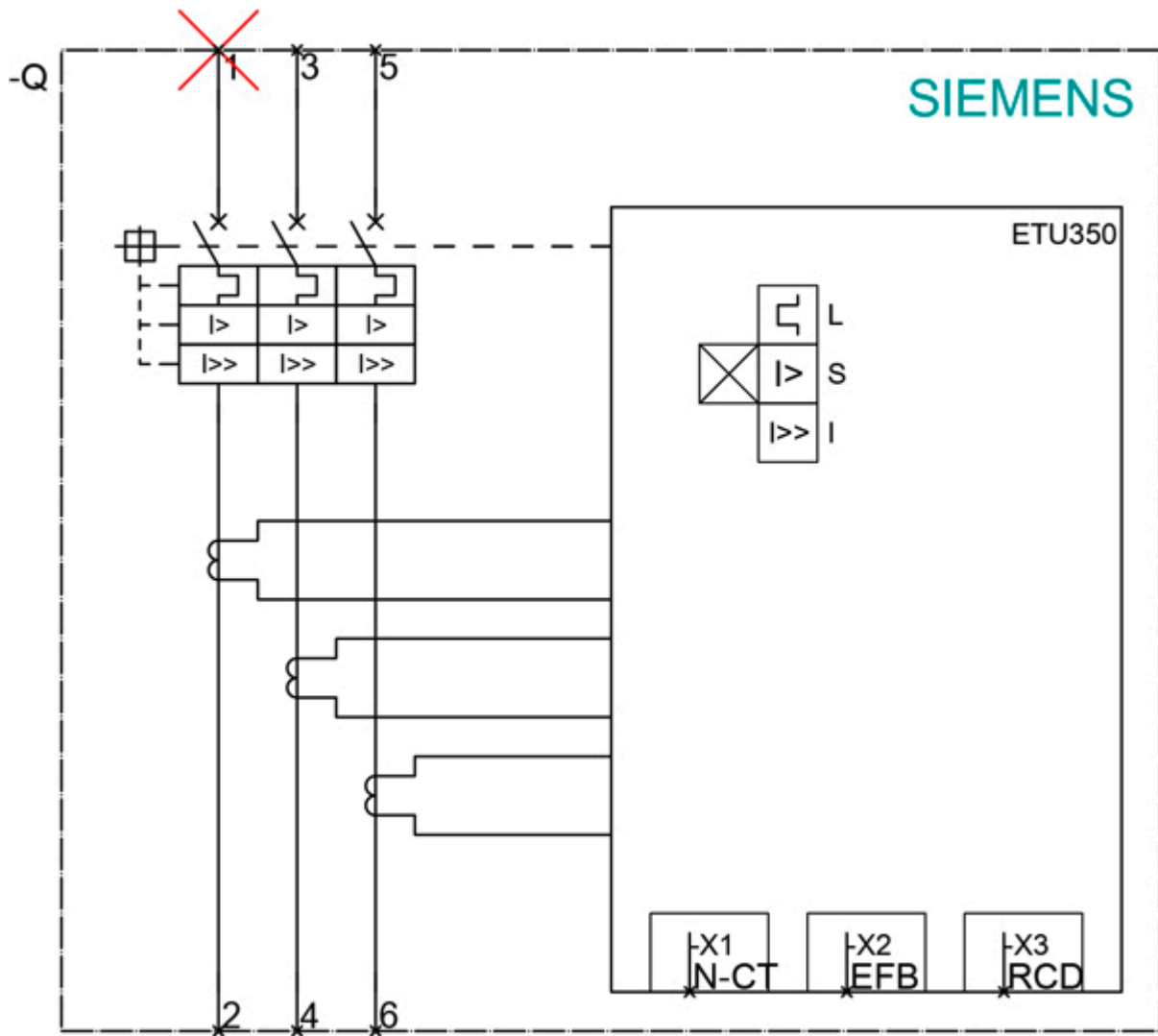
Image database (product images, 2D dimension drawings, 3D models, device circuit diagrams, ...)

http://www.automation.siemens.com/bilddb/cax_en.aspx?mlfb=3VA2063-6HN32-0AA0

Tender specifications

<http://www.siemens.com/specifications>





last modified:

12/18/2020 