



circuit breaker 3VA2 IEC frame 100 breaking capacity class H Icu=85kA @ 415V 3-pole, line protection ETU350, LSI, In=40A overload protection Ir=16A...40A short-circuit protection Isd=1.5...10 x Ir, li=12 x In nut keeper kit

Model	
product brand name	SENTRON
product designation	Molded case circuit breaker
Product version	Line protection
design of the overcurrent release	ETU350
protection function of the overcurrent release	LSI
number of poles	3
General technical data	
Tension assignée d'isolement Ui	800 V
Max. rated operational voltage Ue with AC 50/60Hz	690 V
power loss [W] / maximum	2.2 W
Active power loss / for rated value of the current / at AC / in hot operating state / per pole	0.73 W
mechanical service life (switching cycles) / typical	20 000
Electrical endurance (switching cycles) / at AC-1 / at 380/415 V 50/60 Hz	14 000
Electrical endurance (switching cycles) / at AC-1 / at 690 V 50/60 Hz	8 000
Neutral conductors / upgradeable/retrofitable	No
ground-fault monitoring version	Without
product function	
• communication function	No
• other measurement function	No
net weight	2.28 kg
Current	
Max. rated operational current of the frame size	100 A
Courant permanent assigné Iu	40 A
operational current	
• at 40 °C	40 A
• at 45 °C	40 A
• at 50 °C	40 A
• at 55 °C	40 A
• at 60 °C	40 A
• at 65 °C	40 A
• at 70 °C	40 A
Switching capacity according to IEC 60947	
switching capacity class of the circuit breaker	H
breaking capacity maximum short-circuit current (Icu)	

<ul style="list-style-type: none"> • at 240 V • at 415 V • at 440 V • at 500 V • at 690 V 	110 kA 85 kA 85 kA 55 kA 2 kA
breaking capacity operating short-circuit current (Ics) <ul style="list-style-type: none"> • at 240 V • at 415 V • at 440 V • at 500 V • at 690 V 	110 kA 85 kA 85 kA 55 kA 2 kA
short-circuit current making capacity (Icm) <ul style="list-style-type: none"> • at 240 V • at 415 V • at 440 V • at 500 V • at 690 V 	242 kA 187 kA 187 kA 121 kA 3 kA
Adjustable parameters	
Adjustable response value current / I _g min.	16 A
Adjustable response value current / I _g min.	40 A
Adjustable response value current / I _g min.	0.5
Adjustable response value current / I _g min.	17
Adjustable response value current / I _g min.	60 A
Adjustable response value current / I _g min.	400 A
Short-term delayed / tripping switchable / I _{2t} =ON/OFF	No
Adjustable response value current / I _g min.	0.02 s
Adjustable response value current / I _g min.	0.4 s
Adjustable response value current / I _i min.	480 A
Adjustable response value current / I _i max.	480 A
Ground fault protection / tripping switchable / I _{2t} =ON/OFF	No
Mechanical Design	
height [in]	7.1 in
Height	181 mm
width [in]	4.1 in
Width	105 mm
depth [in]	3.4 in
depth	86 mm
Connections	
arrangement of electrical connectors / for main current circuit	Front terminal
type of electrical connection / for main current circuit	on both sides nut keeper kit
Type of connectable conductor cross-section, connection screw, width x thickness , min.	13 x 1 mm
Type of connectable conductor cross-section, connection screw, width x thickness , max.	25 x 8.5 mm
Auxiliary circuit	
number of CO contacts / for auxiliary contacts	0
Accessories	
product extension / optional / motor drive	Yes
Environmental conditions	
protection class IP / on the front	IP40
ambient temperature	
<ul style="list-style-type: none"> • during operation / minimum • during operation / maximum • during storage / minimum • during storage / maximum 	-25 °C 70 °C -40 °C 80 °C
Certificates	
reference code / acc. to IEC 81346-2	Q

General Product Approval



[Miscellaneous](#)



EMC

Declaration of
Conformity

Test Certificates

Shipping Approval



[Type Test
Certificates/Test
Report](#)

[Miscellaneous](#)

[Special Test
Certificate](#)



Shipping Approval

other



[CCS / China
Classification
Society](#)

[Manufacturer
Declaration](#)

other

[Miscellaneous](#)

Further information

Information- and Downloadcenter (Catalogs, Brochures,...)

<http://www.siemens.com/lowvoltage/catalogs>

Industry Mall (Online ordering system)

<https://mall.industry.siemens.com/mall/en/en/Catalog/product?mlfb=3VA2040-6HN32-0AA0>

Service&Support (Manuals, Certificates, Characteristics, FAQs,...)

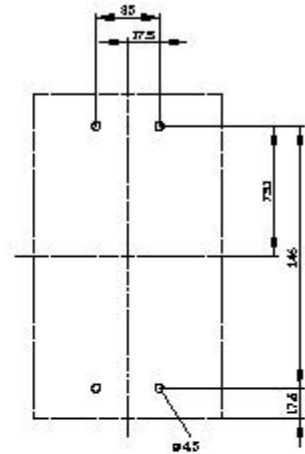
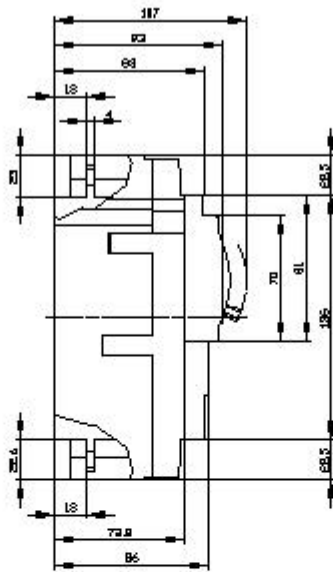
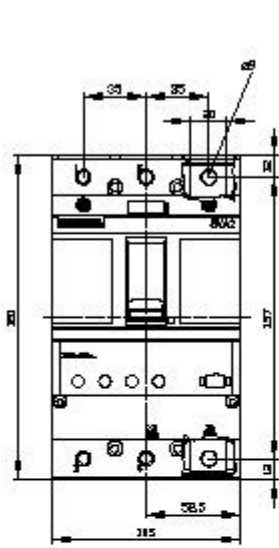
<https://support.industry.siemens.com/cs/ww/en/ps/3VA2040-6HN32-0AA0>

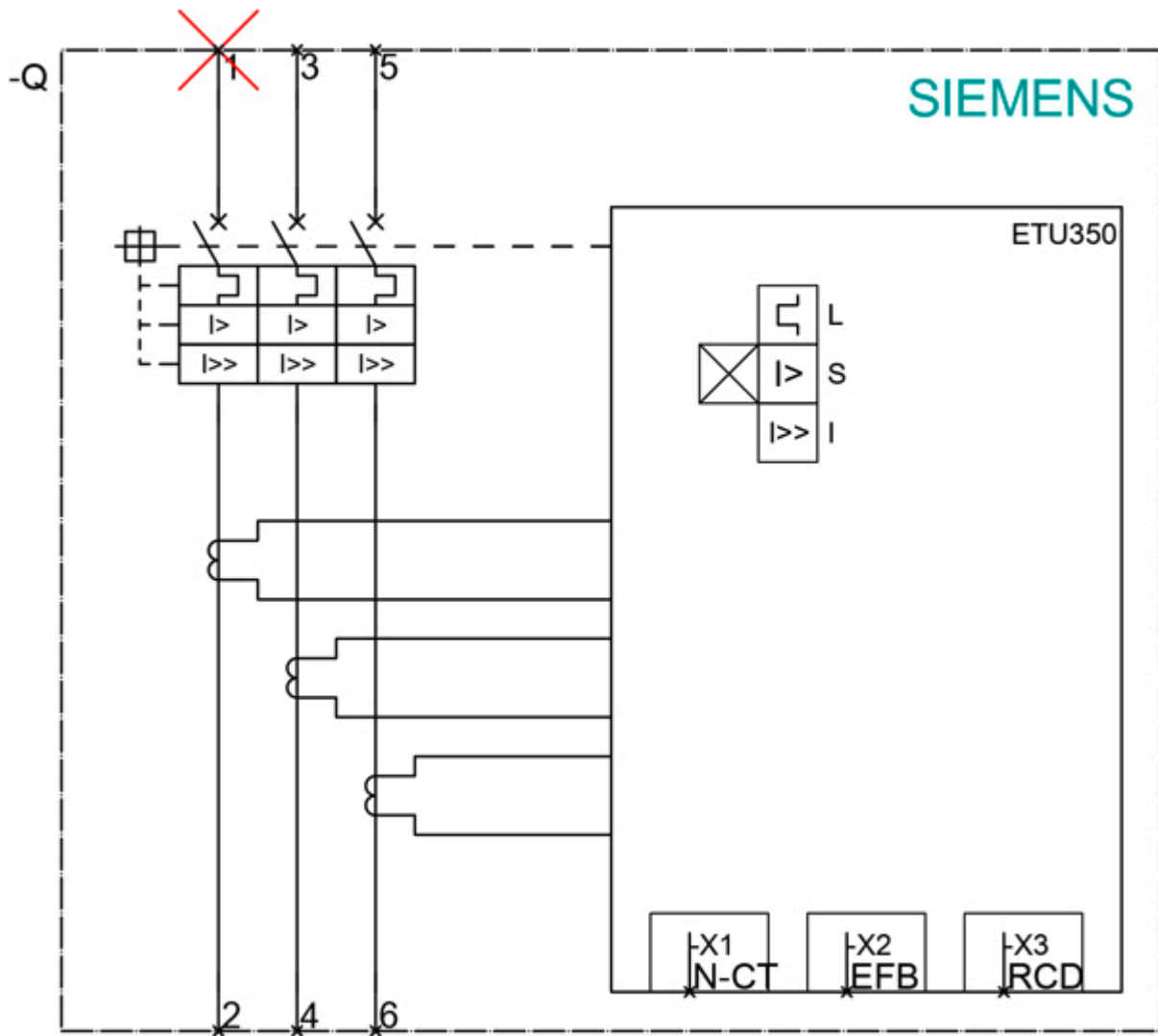
Image database (product images, 2D dimension drawings, 3D models, device circuit diagrams, ...)

http://www.automation.siemens.com/bilddb/cax_en.aspx?mlfb=3VA2040-6HN32-0AA0

Tender specifications

<http://www.siemens.com/specifications>





last modified:

12/18/2020 