



circuit breaker 3VA1 IEC frame 250 breaking capacity class H $I_{cu}=70kA @ 415V$ 3-pole, line protection TM240, ATAM, $I_n=200A$ overload protection $I_r=140A...200A$ short-circuit protection $I_i=5...10 \times I_n$ nut keeper kit

Model	
product brand name	SETRON
product designation	Molded case circuit breaker
Product version	Line protection
design of the overcurrent release	TM240
protection function of the overcurrent release	LI
number of poles	3
General technical data	
Tension assignée d'isolement U_i	800 V
Max. rated operational voltage U_e with AC 50/60Hz	690 V
Max. rated operational voltage U_e with DC	500 V
power loss [W] / maximum	42 W
Active power loss / for rated value of the current / at AC / in hot operating state / per pole	14 W
mechanical service life (switching cycles) / typical	15 000
Electrical endurance (switching cycles) / at AC-1 / at 380/415 V 50/60 Hz	8 000
Electrical endurance (switching cycles) / at AC-1 / at 690 V 50/60 Hz	5 000
Neutral conductors / upgradeable/retrofitable	No
ground-fault monitoring version	Without
product function	
• communication function	No
• other measurement function	No
net weight	1.608 kg
Current	
Max. rated operational current of the frame size	250 A
Courant permanent assigné I_u	200 A
operational current	
• at 40 °C	200 A
• at 45 °C	200 A
• at 50 °C	200 A
• at 55 °C	194 A
• at 60 °C	188 A
• at 65 °C	182 A
• at 70 °C	176 A
Switching capacity according to IEC 60947	
switching capacity class of the circuit breaker	H

breaking capacity maximum short-circuit current (I _{cu})	
<ul style="list-style-type: none"> • at 240 V • at 415 V • at 440 V • at 690 V 	100 kA 70 kA 36 kA 10 kA
breaking capacity operating short-circuit current (I _{cs})	
<ul style="list-style-type: none"> • at 240 V • at 415 V • at 440 V • at 690 V 	100 kA 70 kA 36 kA 5 kA
short-circuit current making capacity (I _{cm})	
<ul style="list-style-type: none"> • at 240 V • at 415 V • at 440 V • at 690 V 	220 kA 154 kA 76 kA 17 kA
design of short-circuit protection	For switching power values in DC networks, see the 3VA molded case circuit breaker device manual; link to be found under Service & Support in the last chapter

Adjustable parameters

Adjustable response value current / I _g min.	140 A
Adjustable response value current / I _g min.	200 A
Short-term delayed / tripping switchable / I _{2t} =ON/OFF	No
Adjustable response value current / I _i min.	1 000 A
Adjustable response value current / I _i max.	2 000 A
Ground fault protection / tripping switchable / I _{2t} =ON/OFF	No

Mechanical Design

height [in]	6.2 in
Height	158 mm
width [in]	4.1 in
Width	105 mm
depth [in]	2.8 in
depth	70 mm

Connections

arrangement of electrical connectors / for main current circuit	Front terminal
Type of connectable conductor cross-section, connection screw, width x thickness , min.	13 x 1 mm
Type of connectable conductor cross-section, connection screw, width x thickness , max.	25 x 8 mm

Auxiliary circuit

number of CO contacts / for auxiliary contacts	0
------------------------------------------------	---

Accessories

product extension / optional / motor drive	Yes
--------------------------------------------	-----

Environmental conditions

protection class IP / on the front	IP40
ambient temperature	
<ul style="list-style-type: none"> • during operation / minimum • during operation / maximum • during storage / minimum • during storage / maximum 	-25 °C 70 °C -40 °C 80 °C

Certificates

reference code / acc. to IEC 81346-2	Q
--------------------------------------	---

General Product Approval

EMC



[Miscellaneous](#)



Declaration of Conformity	Test Certificates			Shipping Approval	
---------------------------	-------------------	--	--	-------------------	--



[Special Test Certificate](#)

[Miscellaneous](#)

[Type Test Certificates/Test Report](#)



Shipping Approval	other				
-------------------	-------	--	--	--	--



[Manufacturer Declaration](#)

[Miscellaneous](#)

Further information

Information- and Downloadcenter (Catalogs, Brochures,...)

<http://www.siemens.com/lowvoltage/catalogs>

Industry Mall (Online ordering system)

<https://mall.industry.siemens.com/mall/en/en/Catalog/product?mlfb=3VA1220-6EF32-0AA0>

Service&Support (Manuals, Certificates, Characteristics, FAQs,...)

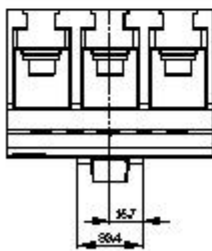
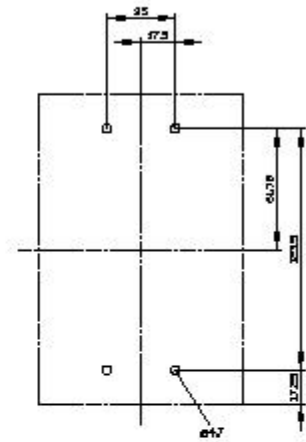
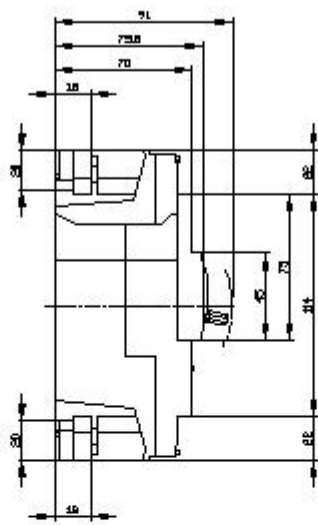
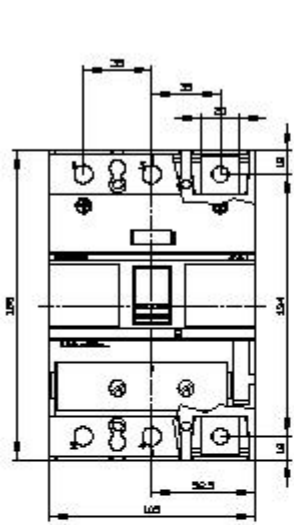
<https://support.industry.siemens.com/cs/ww/en/ps/3VA1220-6EF32-0AA0>

Image database (product images, 2D dimension drawings, 3D models, device circuit diagrams, ...)

http://www.automation.siemens.com/bilddb/cax_en.aspx?mlfb=3VA1220-6EF32-0AA0

Tender specifications

<http://www.siemens.com/specifications>





last modified:

12/20/2020 