



circuit breaker 3VA1 IEC frame 160 breaking capacity class H Icu=70kA @ 415V 3-pole, line protection TM240, ATAM, In=50A overload protection Ir=35A...50A short-circuit protection Ii=5...10 x In nut keeper kit

Model	
product brand name	SENTRON
product designation	Molded case circuit breaker
Product version	Line protection
design of the overcurrent release	TM240
protection function of the overcurrent release	LI
number of poles	3
General technical data	
Tension assignée d'isolement Ui	800 V
Max. rated operational voltage Ue with AC 50/60Hz	690 V
Max. rated operational voltage Ue with DC	500 V
power loss [W] / maximum	14.6 W
Active power loss / for rated value of the current / at AC / in hot operating state / per pole	4.87 W
mechanical service life (switching cycles) / typical	20 000
Electrical endurance (switching cycles) / at AC-1 / at 380/415 V 50/60 Hz	8 000
Electrical endurance (switching cycles) / at AC-1 / at 690 V 50/60 Hz	8 000
Neutral conductors / upgradeable/retrofitable	No
ground-fault monitoring version	Without
product function	
• communication function	No
• other measurement function	No
net weight	0.9 kg
Current	
Max. rated operational current of the frame size	160 A
Courant permanent assigné Iu	50 A
operational current	
• at 40 °C	50 A
• at 45 °C	50 A
• at 50 °C	50 A
• at 55 °C	49 A
• at 60 °C	48 A
• at 65 °C	46 A
• at 70 °C	45 A
Switching capacity according to IEC 60947	
switching capacity class of the circuit breaker	H

breaking capacity maximum short-circuit current (I _{cu})	
<ul style="list-style-type: none"> • at 240 V • at 415 V • at 440 V • at 500 V • at 690 V 	100 kA 70 kA 55 kA 10 kA 10 kA
breaking capacity operating short-circuit current (I _{cs})	
<ul style="list-style-type: none"> • at 240 V • at 415 V • at 440 V • at 500 V • at 690 V 	100 kA 70 kA 40 kA 5 kA 5 kA
short-circuit current making capacity (I _{cm})	
<ul style="list-style-type: none"> • at 240 V • at 415 V • at 440 V • at 500 V • at 690 V 	220 kA 154 kA 121 kA 17 kA 17 kA
design of short-circuit protection	For switching power values in DC networks, see the 3VA molded case circuit breaker device manual; link to be found under Service & Support in the last chapter
Adjustable parameters	
Adjustable response value current / I _g min.	35 A
Adjustable response value current / I _g min.	50 A
Short-term delayed / tripping switchable / I _{2t} =ON/OFF	No
Adjustable response value current / I _i min.	250 A
Adjustable response value current / I _i max.	500 A
Ground fault protection / tripping switchable / I _{2t} =ON/OFF	No
Mechanical Design	
height [in]	5.1 in
Height	130 mm
width [in]	3 in
Width	76.2 mm
depth [in]	2.8 in
depth	70 mm
Connections	
arrangement of electrical connectors / for main current circuit	Front terminal
Type of connectable conductor cross-section, connection screw, width x thickness , min.	12 x 0 mm
Type of connectable conductor cross-section, connection screw, width x thickness , max.	17 x 6.5 mm
Auxiliary circuit	
number of CO contacts / for auxiliary contacts	0
Accessories	
product extension / optional / motor drive	Yes
Environmental conditions	
protection class IP / on the front	IP40
ambient temperature	
<ul style="list-style-type: none"> • during operation / minimum • during operation / maximum • during storage / minimum • during storage / maximum 	-25 °C 70 °C -40 °C 80 °C
Certificates	
reference code / acc. to IEC 81346-2	Q
General Product Approval	EMC



[Miscellaneous](#)



Declaration of Conformity	Test Certificates	Shipping Approval
---------------------------	-------------------	-------------------



EG-Konf.

[Miscellaneous](#)

[Type Test Certificates/Test Report](#)

[Special Test Certificate](#)



ABS



ABS

Shipping Approval	other
-------------------	-------



BUREAU VERITAS



LRS



RMRS

[CCS / China Classification Society](#)

[Manufacturer Declaration](#)

[Miscellaneous](#)

Further information

Information- and Downloadcenter (Catalogs, Brochures,...)

<http://www.siemens.com/lowvoltage/catalogs>

Industry Mall (Online ordering system)

<https://mall.industry.siemens.com/mall/en/en/Catalog/product?mlfb=3VA1150-6EF32-0AA0>

Service&Support (Manuals, Certificates, Characteristics, FAQs,...)

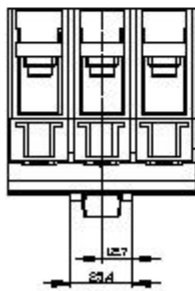
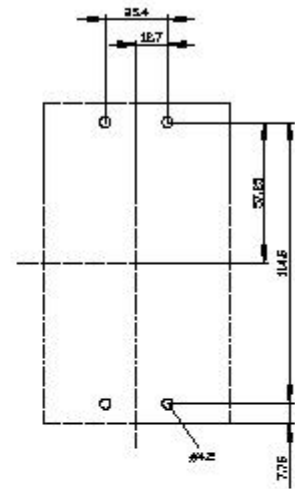
<https://support.industry.siemens.com/cs/ww/en/ps/3VA1150-6EF32-0AA0>

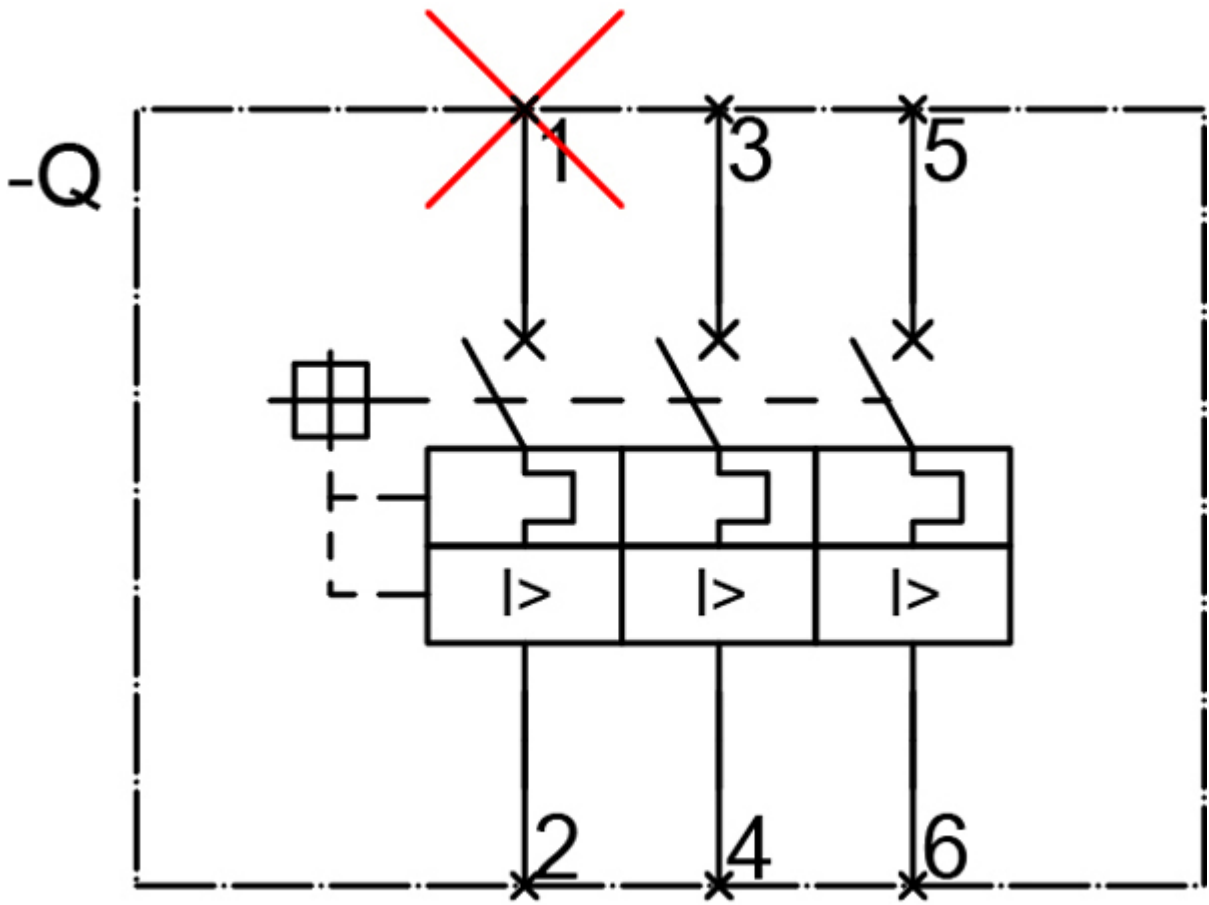
Image database (product images, 2D dimension drawings, 3D models, device circuit diagrams, ...)

http://www.automation.siemens.com/bilddb/cax_en.aspx?mlfb=3VA1150-6EF32-0AA0

Tender specifications

<http://www.siemens.com/specifications>





last modified:

12/18/2020 