



3VA1 - Effektbrytare, 4-polig,  $I_n=32A$ , brytförmåga 55kA / 415V AC, anläggningskydd storlek 160,  $I_r=22A...32A$ ,  $I_i=5...10 \times I_n$ , utan skydd för N-ledare, kabelskoanslutning

| Model  |                             |
|--|-----------------------------|
| product brand name   | SENTRON                     |
| product designation  | Molded case circuit breaker |
| Product version  | Line protection             |
| design of the overcurrent release  | TM240                       |
| protection function of the overcurrent release   | LI                          |
| number of poles  | 4                           |
| General technical data   |                             |
| Tension assignée d'isolement $U_i$   | 800 V                       |
| Max. rated operational voltage $U_e$ with AC 50/60Hz   | 690 V                       |
| Max. rated operational voltage $U_e$ with DC   | 600 V                       |
| power loss [W] / maximum   | 10.6 W                      |
| Active power loss / for rated value of the current / at AC / in hot operating state / per pole | 3.53 W                      |
| mechanical service life (switching cycles) / typical   | 20 000                      |
| Electrical endurance (switching cycles) / at AC-1 / at 380/415 V 50/60 Hz                      | 8 000                       |
| Electrical endurance (switching cycles) / at AC-1 / at 690 V 50/60 Hz                          | 8 000                       |
| Neutral conductors / upgradeable/retrofitable  | No                          |
| ground-fault monitoring version  | Without                     |
| product function   |                             |
| • communication function   | No                          |
| • other measurement function   | No                          |
| net weight   | 1.2 kg                      |
| Current  |                             |
| Max. rated operational current of the frame size   | 160 A                       |
| Courant permanent assigné $I_u$  | 32 A                        |
| operational current  |                             |
| • at 40 °C   | 32 A                        |
| • at 45 °C   | 32 A                        |
| • at 50 °C   | 32 A                        |
| • at 55 °C   | 31.04 A                     |
| • at 60 °C   | 31 A                        |
| • at 65 °C   | 30 A                        |
| • at 70 °C   | 30 A                        |
| Switching capacity according to IEC 60947  |                             |
| switching capacity class of the circuit breaker  | M                           |

|  |  |
|--|--|
| breaking capacity maximum short-circuit current (I <sub>cu</sub> )   |  |
| <ul style="list-style-type: none"> <li>• at 240 V</li> <li>• at 415 V</li> <li>• at 440 V</li> <li>• at 500 V</li> <li>• at 690 V</li> </ul>   | 85 kA<br>55 kA<br>36 kA<br>10 kA<br>10 kA  |
| breaking capacity operating short-circuit current (I <sub>cs</sub> )   |  |
| <ul style="list-style-type: none"> <li>• at 240 V</li> <li>• at 415 V</li> <li>• at 440 V</li> <li>• at 500 V</li> <li>• at 690 V</li> </ul>   | 85 kA<br>55 kA<br>36 kA<br>5 kA<br>5 kA  |
| short-circuit current making capacity (I <sub>cm</sub> )   |  |
| <ul style="list-style-type: none"> <li>• at 240 V</li> <li>• at 415 V</li> <li>• at 440 V</li> <li>• at 500 V</li> <li>• at 690 V</li> </ul>   | 187 kA<br>121 kA<br>76 kA<br>17 kA<br>17 kA  |
| design of short-circuit protection   | For switching power values in DC networks, see the 3VA molded case circuit breaker device manual; link to be found under Service & Support in the last chapter |
| <b>Adjustable parameters</b>   |  |
| Adjustable response value current / I <sub>g</sub> min.  | 22 A   |
| Adjustable response value current / I <sub>g</sub> min.  | 32 A   |
| Short-term delayed / tripping switchable / I <sub>2t</sub> =ON/OFF   | No   |
| Adjustable response value current / I <sub>i</sub> min.  | 160 A  |
| Adjustable response value current / I <sub>i</sub> max.  | 320 A  |
| design of the N-conductor protection   | Without  |
| Ground fault protection / tripping switchable / I <sub>2t</sub> =ON/OFF  | No   |
| <b>Mechanical Design</b>   |  |
| height [in]  | 5.1 in   |
| Height   | 130 mm   |
| width [in]   | 4 in   |
| Width  | 101.6 mm   |
| depth [in]   | 2.8 in   |
| depth  | 70 mm  |
| <b>Connections</b>   |  |
| arrangement of electrical connectors / for main current circuit  | Front terminal   |
| Type of connectable conductor cross-section, connection screw, width x thickness , min.  | 12 x 0 mm  |
| Type of connectable conductor cross-section, connection screw, width x thickness , max.  | 17 x 6.5 mm  |
| <b>Auxiliary circuit</b>   |  |
| number of CO contacts / for auxiliary contacts   | 0  |
| <b>Accessories</b>   |  |
| product extension / optional / motor drive   | Yes  |
| <b>Environmental conditions</b>  |  |
| protection class IP / on the front   | IP40   |
| ambient temperature  |  |
| <ul style="list-style-type: none"> <li>• during operation / minimum</li> <li>• during operation / maximum</li> <li>• during storage / minimum</li> <li>• during storage / maximum</li> </ul> | -25 °C<br>70 °C<br>-40 °C<br>80 °C   |
| <b>Certificates</b>  |  |
| reference code / acc. to IEC 81346-2   | Q  |
| <b>General Product Approval</b>  |  |



[Miscellaneous](#)

[KC](#)



| EMC | Declaration of Conformity | Test Certificates |  |  | Shipping Approval |
|-----|---------------------------|-------------------|--|--|-------------------|
|-----|---------------------------|-------------------|--|--|-------------------|



RCM



EG-Konf.

[Special Test Certificate](#)

[Type Test Certificates/Test Report](#)

[Miscellaneous](#)



ABS

| Shipping Approval | other |  |  |  |  |
|-------------------|-------|--|--|--|--|
|-------------------|-------|--|--|--|--|



ABS



BUREAU VERITAS



LRS



RMRS

[CCS / China Classification Society](#)

[Manufacturer Declaration](#)

| other |
|-------|
|-------|

[Miscellaneous](#)

### Further information

Information- and Downloadcenter (Catalogs, Brochures,...)

<http://www.siemens.com/lowvoltage/catalogs>

Industry Mall (Online ordering system)

<https://mall.industry.siemens.com/mall/en/en/Catalog/product?mlfb=3VA1132-5EF42-0AA0>

Service&Support (Manuals, Certificates, Characteristics, FAQs,...)

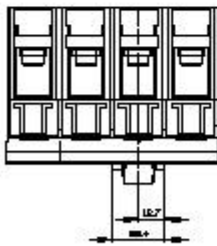
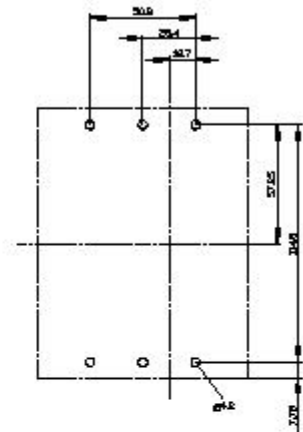
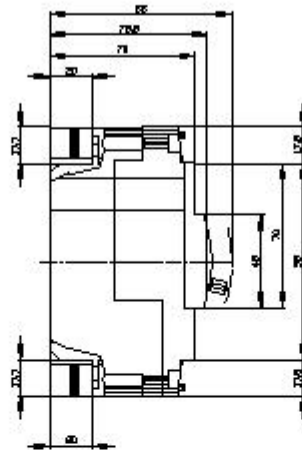
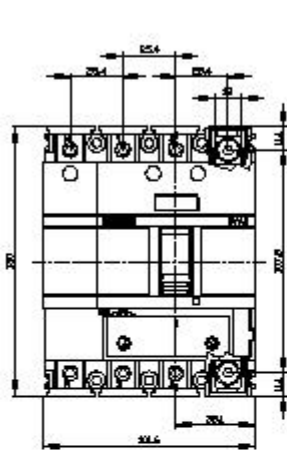
<https://support.industry.siemens.com/cs/ww/en/ps/3VA1132-5EF42-0AA0>

Image database (product images, 2D dimension drawings, 3D models, device circuit diagrams, ...)

[http://www.automation.siemens.com/bilddb/cax\\_en.aspx?mlfb=3VA1132-5EF42-0AA0](http://www.automation.siemens.com/bilddb/cax_en.aspx?mlfb=3VA1132-5EF42-0AA0)

Tender specifications

<http://www.siemens.com/specifications>





last modified:

12/20/2020 