



Fault signal contact 1 NO+1 NC, for miniature circuit breaker 5SL, 5SY, 5SP RCBO 5SU1, FI 5SV (for 5SU1 handle coupler 5ST3805-1 is required)

Model	
product brand name	SENTRON
product designation	Fault signal contact
design of the product	Mountable
electrical endurance (switching cycles) / typical	20 000
Voltage	
insulation voltage / rated value	440 V
surge voltage resistance / rated value	4 kV
Supply voltage	
operating frequency	50/60 Hz
protection class IP	IP20
Product details	
product component	
• fault signal contact	Yes
number of fault signal contacts	1
number of NC contacts	1
number of NO contacts	1
number of CO contacts	0
product extension	Fault signal contact
Connections	
connectable conductor cross-section	
• minimum	0.5 mm <sup>2</sup>
• maximum	2.5 mm <sup>2</sup>
tightening torque / with screw-type terminals	
• maximum	0.5 N·m
type of connectable conductor cross-sections / at AWG cables	24 ... 12
Mechanical Design	
height	90 mm
width	9 mm
depth	70 mm
net weight	56 g
Environmental conditions	
ambient temperature / during operation	
• minimum	-25 °C
• maximum	55 °C
ambient temperature / during storage	

- minimum permissible
- maximum permissible

-40 °C  
75 °C

### General Product Approval



[Miscellaneous](#)



Declaration of  
Conformity

Test Certificates

Marine / Shipping

other



EG-Konf.

[Miscellaneous](#)

[Miscellaneous](#)



LRS



[Miscellaneous](#)

### Railway

[Confirmation](#)

[Vibration and Shock](#)

### Further information

**Information- and Downloadcenter (Catalogs, Brochures,...)**

<http://www.siemens.com/lowvoltage/catalogs>

**Industry Mall (Online ordering system)**

<https://mall.industry.siemens.com/mall/en/en/Catalog/product?mlfb=5ST3020>

**Service&Support (Manuals, Certificates, Characteristics, FAQs,...)**

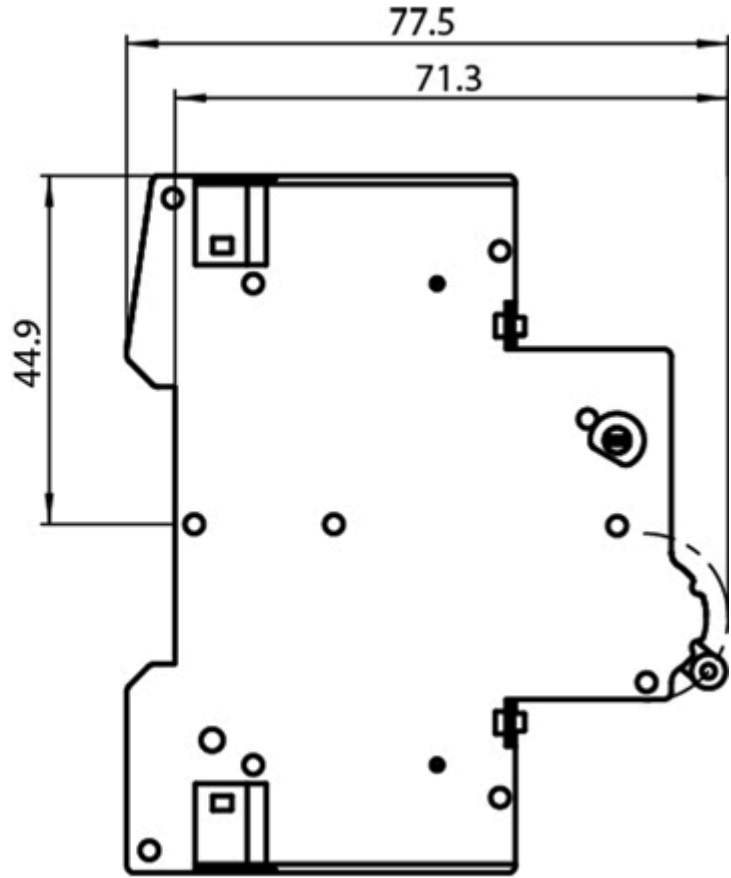
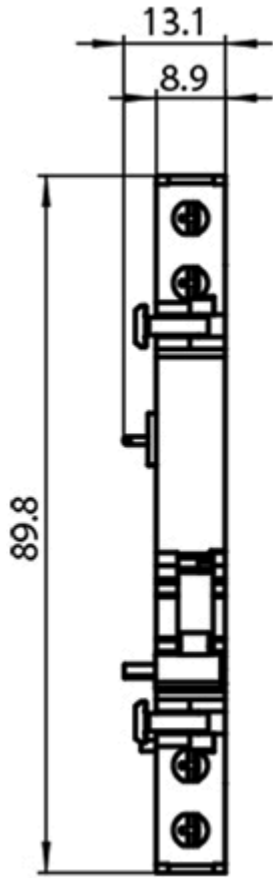
<https://support.industry.siemens.com/cs/ww/en/ps/5ST3020>

**Image database (product images, 2D dimension drawings, 3D models, device circuit diagrams, ...)**

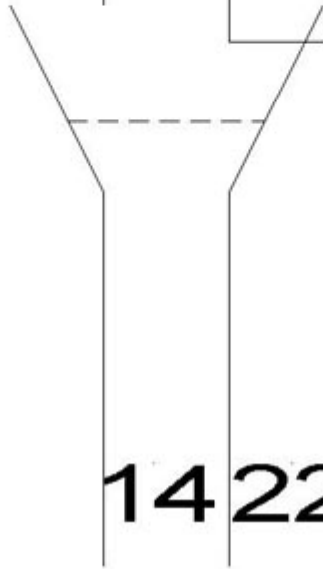
[http://www.automation.siemens.com/bilddb/cax\\_en.aspx?mlfb=5ST3020](http://www.automation.siemens.com/bilddb/cax_en.aspx?mlfb=5ST3020)

**Tender specifications**

<http://www.siemens.com/specifications>



1321



1422

