


TUS810K01

System 800xA hardware selector



Select I/O is an Ethernet networked, single channel granular I/O system for the ABB Ability™ System 800xA automation platform. Select I/O helps decouple project tasks, minimizes the impact of late changes and supports standardization of I/O cabinetry ensuring automation projects are delivered on-time and under budget.

The TUS810K01 Select I/O Modular Termination Unit (MTU) hosts Generic I/O modules (GIOs) and up to 16 Signal Conditioning Modules (SCMs) that completes a single I/O unit.

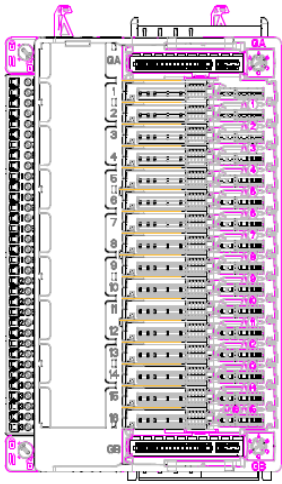
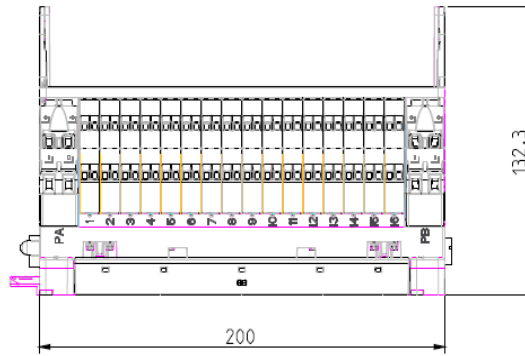
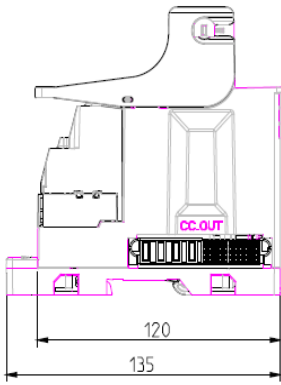
There is self-coding on the FTBs that gets set upon the initial insertion of an SCM so that if an SCM is replaced, only the same type of SCM can be inserted. To insert another type of SCM, the coding can be reset manually. The MTU also has a coding for the GIO, so that it can only be replaced with the same type of GIO.

TUS810K01 includes the DIN-rail mountable TUS810 MTU, 16 pcs FTB810 Field Terminal Blocks, 2 pcs PTB810 Power Injection Terminal Blocks and 1 pcs TUC810 Terminal Cover.

Features and benefits

- Two slots for connection of Generic I/O modules (GIO).
- 16 slots for connection of Signal Conditioning Modules (SCM).
- Two slots for connection of Power Terminal Blocks (PTB), external 24V supply.
- Two Modulebus connectors, one in and one out.
- One slot for connection of a grounding bar (GTB).
- DIN rail mounted. 2 locking devices to lock the MTU to the DIN rail.
- Slots for screw lugs (optional, for harsh high vibration environment).
- Can be used in hazardous areas.

More info



General info

Article number	3BSE083204R1
Type	Module Termination Unit
Mechanics	Select I/O

Detailed data

Installation in Hazardous Locations	ATEX – II 3G Ex nA/eC IIC T4 Gc Class I, Zone 2, IIC T4 Class I, Div 2, Groups A, B, C, D T4
-------------------------------------	--

Environment and certification	
Temperature, Operating	-40°C (-40°F) to +70°C (158°F)
Temperature, Storage	-40°C (-40°F) to +85°C (185°F)
Pollution degree	Degree 2, IEC 60664-1
Relative humidity	5 to 95 % no condensation
Altitude	-1000 to 3000 m, (-100 ... 2000 m for Zone 2/Class I Div 2)
Mechanical operating conditions	IEC 61131-2
EMC	IEC/EN 61000-6-4, IEC/EN 61000-6-2
Overvoltage categories	Category II, IEC 60664-1
Protection class	IP20 according to IEC 60529
CE-marking	Yes
Electrical Safety	IEC/EN 61010-1, IEC 61010-2-201, UL 61010-2-201, CSA C22.2 No. 61010-2-201
Hazardous Area	EN 60079-0, EN60079-7, EN60079-15, UL 12.12.01 / CSA C22.2 No. 213-17
Marine certification	DNV-GL, ABS
Corrosive atmosphere	G3 (ISA-S71.04)
RoHS compliance	DIRECTIVE/2011/65/EU (EN 50581:2012)
WEEE compliance	DIRECTIVE/2012/19/EU

Dimensions	
Width	136 mm (5.35 in.)
Depth	131 mm (5.16 in.)
Height	200 mm (7.87 in.)
Weight (including base)	1512 g (3.33 lbs)

solutions.abb/800xA
solutions.abb/controlsystems

800xA is a registered or pending trademark of ABB. All rights to other trademarks reside with their respective owners.

We reserve the right to make technical changes to the products or modify the contents of this document without prior notice. With regard to purchase orders, the agreed particulars shall prevail. ABB does not assume any responsibility for any errors or incomplete information in this document.

We reserve all rights to this document and the items and images it contains. The reproduction, disclosure to third parties or the use of the content of this document – including parts thereof – are prohibited without ABB's prior written permission.

Copyright© 2022 ABB All rights reserved