









Figure similar

Circuit breaker size S0 for motor protection CLASS 10 A-release 14...20 A Short-circuit release 260 A Screw terminal Standard switching capacity with transverse auxiliary switch 1 NO+1 NC !!! Phased-out product !!! Successor is SIRIUS 3RV2 Preferred successor type is >>3RV2021-4BA15<<

product brand name	SIRIUS
product designation	circuit breaker
design of the product	for motor protection
General technical data	
product extension auxiliary switch	Yes
power loss [W] for rated value of the current	
• at AC in hot operating state	10.5 W
• at AC in hot operating state per pole	3.5 W
surge voltage resistance rated value	6 000 V
protection class IP on the front	IP20
shock resistance	25g / 11 ms
mechanical service life (switching cycles) of the main contacts typical	100 000
continuous current rated value	20 A
Ambient conditions	
installation altitude at height above sea level maximum	2 000 m
• ambient temperature during operation	-20 ... +60 °C
• ambient temperature during storage	-50 ... +80 °C
• ambient temperature during transport	-50 ... +80 °C
Main circuit	
number of poles for main current circuit	3
adjustable current response value current of the current-dependent overload release	14 ... 20 A
• operating voltage rated value	690 V
• operating voltage at AC-3 rated value maximum	690 V
operational current at AC-3 at 400 V rated value	20 A
operating power at AC-3	
• at 400 V rated value	7.5 kW
operating frequency at AC-3 maximum	15 1/h
Auxiliary circuit	
design of the auxiliary switch	transverse
number of CO contacts for auxiliary contacts	0
operational current of auxiliary contacts at AC-15	
• at 24 V	2 A
• at 230 V	0.5 A
operational current of auxiliary contacts at DC-13	

<ul style="list-style-type: none"> • at 24 V • at 60 V 	<p>1 A 0.15 A</p>	
Protective and monitoring functions		
product function		
<ul style="list-style-type: none"> • ground fault detection • phase failure detection 	<p>No Yes</p>	
trip class	CLASS 10	
breaking capacity maximum short-circuit current (I_{cu})		
<ul style="list-style-type: none"> • at AC at 240 V rated value • at AC at 400 V rated value • at AC at 500 V rated value • at AC at 690 V rated value 	<p>100 kA 50 kA 10 kA 4 kA</p>	
Short-circuit protection		
design of the overcurrent release and short-circuit release	thermomagnetic	
Installation/ mounting/ dimensions		
mounting position	any	
fastening method	screw and snap-on mounting onto 35 mm standard mounting rail according to DIN EN 50022	
height	97 mm	
width	45 mm	
depth	96 mm	
required spacing with side-by-side mounting		
<ul style="list-style-type: none"> • backwards • at the side 	<p>0 mm 0 mm</p>	
Connections/ Terminals		
product function removable terminal for auxiliary and control circuit	No	
type of electrical connection		
<ul style="list-style-type: none"> • for main current circuit • for auxiliary and control circuit 	<p>screw-type terminals screw-type terminals</p>	
arrangement of electrical connectors for main current circuit	front side	
type of connectable conductor cross-sections		
<ul style="list-style-type: none"> • for main contacts <ul style="list-style-type: none"> — solid — stranded — finely stranded with core end processing • at AWG cables for main contacts 	<p>2x (1 ... 2.5 mm²), 2x (2.5 ... 6 mm²) 2x (1 ... 2.5 mm²), 2x (2.5 ... 6 mm²) 2x (1 ... 2.5 mm²), 2x (2.5 ... 6 mm²) 2x (14 ... 10)</p>	
type of connectable conductor cross-sections		
<ul style="list-style-type: none"> • for auxiliary contacts <ul style="list-style-type: none"> — solid — finely stranded with core end processing • at AWG cables for auxiliary contacts 	<p>2x (0.5 ... 1.5 mm²), 2x (0.75 ... 2.5 mm²) 2x (0.5 ... 1.5 mm²), 2x (0.75 ... 2.5 mm²) 2x (18 ... 14)</p>	
Certificates/ approvals		
General Product Approval	For use in hazardous locations	
     		
Declaration of Conformity	Test Certificates	Marine / Shipping



EG-Konf.

[Miscellaneous](#)

[Type Test
Certificates/Test
Report](#)

[Special Test
Certificate](#)



ABS



BUREAU
VERITAS

Marine / Shipping

other



LRS



RINA



RMRS



DNV-GL

[Miscellaneous](#)

[Confirmation](#)

other

Railway



VDE

[Special Test
Certificate](#)

Further information

Information- and Downloadcenter (Catalogs, Brochures,...)

<https://www.siemens.com/ic10>

Industry Mall (Online ordering system)

<https://mall.industry.siemens.com/mall/en/en/Catalog/product?mlfb=3RV1021-4BA15>

Cax online generator

<http://support.automation.siemens.com/WW/CAXorder/default.aspx?lang=en&mlfb=3RV1021-4BA15>

Service&Support (Manuals, Certificates, Characteristics, FAQs,...)

<https://support.industry.siemens.com/cs/ww/en/ps/3RV1021-4BA15>

Image database (product images, 2D dimension drawings, 3D models, device circuit diagrams, EPLAN macros, ...)


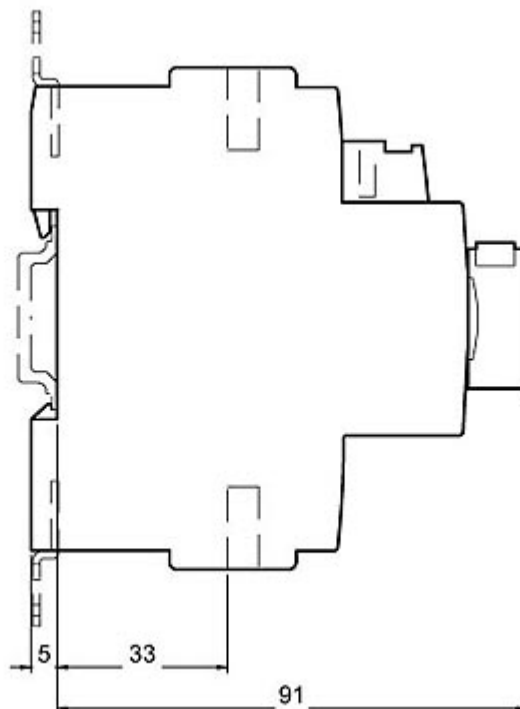
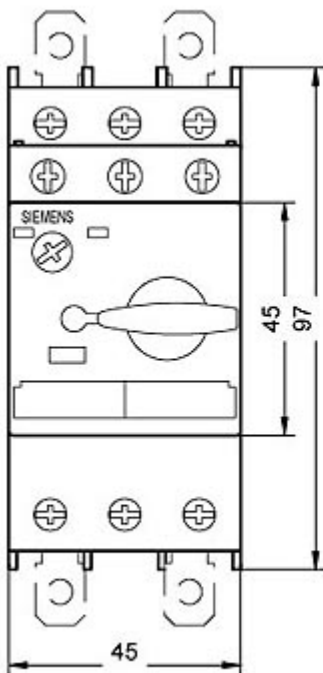
http://www.automation.siemens.com/bilddb/cax_de.aspx?mlfb=3RV1021-4BA15&lang=en

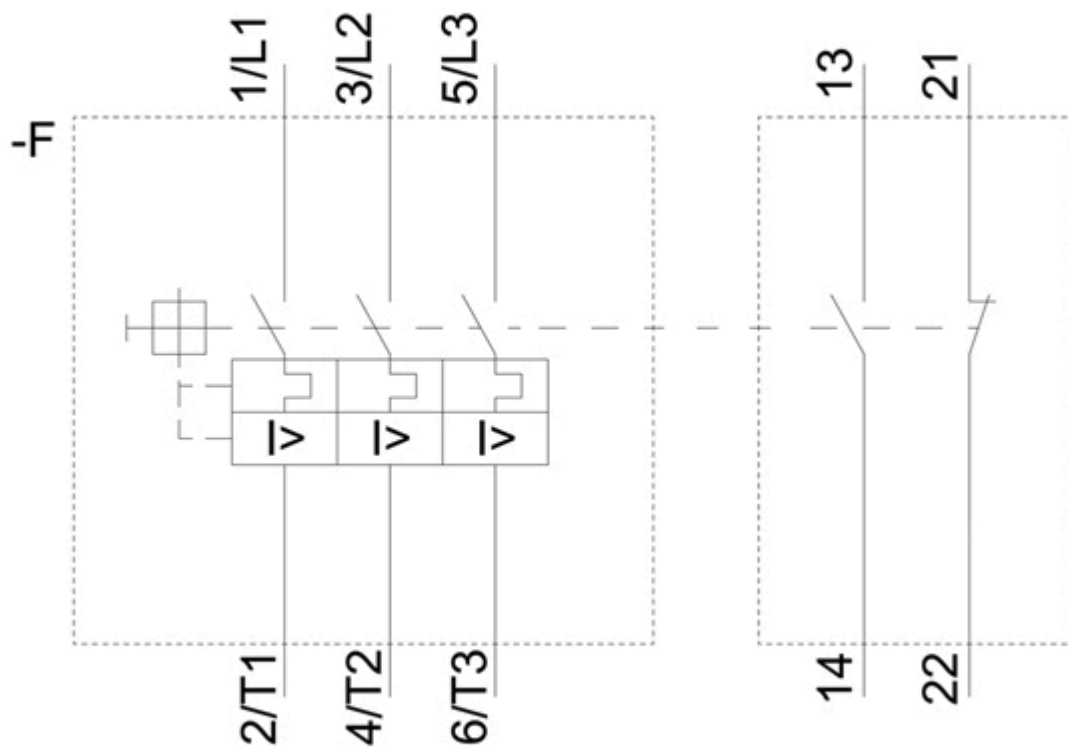
Characteristic: Tripping characteristics, I_t, Let-through current

<https://support.industry.siemens.com/cs/ww/en/ps/3RV1021-4BA15/char>

Further characteristics (e.g. electrical endurance, switching frequency)

<http://www.automation.siemens.com/bilddb/index.aspx?view=Search&mlfb=3RV1021-4BA15&objecttype=14&gridview=view1>





last modified:

5/15/2020 